


FIXTURE PARTNER



Contact us :

Jivdani Industrial Estate,
Unit No. C13, Dhumal Nagar,
Waliv, Vasai (E),
Palghar 401208, India

Ph. : 07770012075 / 76

E-mail: info@fixto.in

Info@fixto.co.in

sales@fixto.co.in

Website: www.fixto.in | www.weldingtableandfixtures.com

WELDING TABLE D16

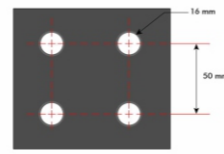


Table Hole Dia. 16mm
 Hole Spacing 50mm
 Table Flatness ± 0.3 mm per 1000 x 1000 mm
 Plate Thickness 15mm



WELDING TABLE D28

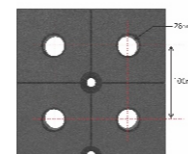


Table Hole Dia. 28mm
 Hole Spacing 100mm
 Table Flatness ± 0.3 mm per 1000 x 1000 mm
 Plate Thickness 24mm

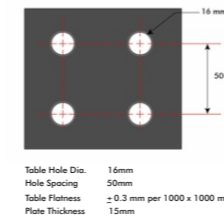
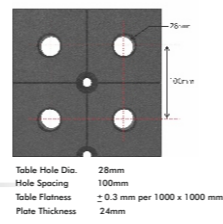


MODEL NO.	NWT1010	NWT1510	NWT2010	NPG2010	NPG2015	NPG3015
SIZE	1000 X 1000	1500 X 1000	2000 X 1000	2000 X 1000	2000 X 1500	3000 X 1500
HEIGHT	750 / 900	750 x 900	750/900	750 / 900	750 / 900	750 / 900
LOADING CAPACITY	800 kg	1000 kg	1800 kg	1800 kg	2000 kg	3000 kg



MODEL NO.	HST2010	HST1224	HST3015	NCG1224	NCG3015	NCZ2040
SIZE	2000 X 1000	1200 X 2400	3000 X 1500	1200 X 2400	3000 X 1500	4000 X 2000
HEIGHT	750 / 900	750 x 900	750/900	750 / 900	750 / 900	750 / 900
LOADING CAPACITY	1800 kg	2000 kg	3000 kg	3000 kg	4000 kg	5000 kg


WELDING TABLE D28



WELDING TABLE D16



MODEL NO.	NPG1010	NPG1212	NPG1510	NWT1224	NWT2015	NWT3015
SIZE	1000 X 1000	1200 X 1200	1500 X 1000	2400 X 1200	2000 X 1500	3000 X 1500
HEIGHT	750 / 900	750 x 900	750/900	750 / 900	750 / 900	750 / 900
LOADING CAPACITY	800 kg	1000 kg	1000 kg	2000 kg	2000 kg	3000 kg



MODEL NO.	NCG1510	NCG2010	NCG3015	NST2020	NST3020	NST2040
SIZE	1500 X 1000	2000 X 1000	3000 X 1500	2000 X 2000	3000 X 2000	4000 X 2000
HEIGHT	750 / 900	750 x 900	750/900	750 / 900	750 / 900	750 / 900
LOADING CAPACITY	800 kg	2000 kg	3000 kg	3000 kg	4000 kg	5000 kg

