



Product Overview

Ensuring
accuracy and performance



About Us

Excel Instruments an ISO 9001 : 2015 company established as an independent 100% own manufacturing company for Pressure & Temperature measuring solution with "Excel" brand

Team work of technocrats with 20 years of rich experience in the field of process instrumentation and latest manufacturing techniques enable Excel Instruments to offer new development at each stage of journey of progress.

Excel as an organization functions on modern methods of manufacturing, excellently designed facilities as well as sufficient infrastructure to produce high quality product and employs state-of-the-art technology to deliver top quality products that match global standard requirement . Synonymous with excellence, Excel Instruments is recognized not just for its high-quality products that are compliant with global standard requirement, but also for developing innovation solution that deliver additional value to the customers. Excel's products are developed to meet specific requirements of emerging sectors like Pharmaceutical, Fertilizers, Glass, Textile, Water Treatment, Chemicals , Pulp and Paper Industries and Hydraulics etc...

An ideal partner for managing and powering the performance of businesses across the globe, excel committed to meet customer requirements and aims to manufacture products that can empower the industry, serve the clientele, as well as result in mutual growth.



INDEX

PRESSURE GAUGES	02 to 04
DIFFERENTIAL PRESSURE GAUGE	05 to 06
LOW PRESSURE GAUGE	07
DIAPHRAGM SEALED PRESSURE GAUGE	08 to 09
SANITARY DIAPHRAGM SEALED PRESSURE GAUGE	10
SPECIAL INDUSTRY PURPOSE PRESSURE GAUGE	11
TEMPERATURE GAUGES	12 to 14
DIAPHRAGM SEALS	15 to 16
SERVICE & ACCESSORIES PRODUCTS	17 to 20
RTDs & THERMOCOUPLES	21 to 27
THERMOWELL	28 to 29
PRESSURE & TEMPERATURE SWITCH	30
MISCELLANEOUS	31 to 32

APPLICATIONS

- Liquid & Gaseous mediums
- Corrosive environments
- Oil & Gas applications
- Chemical & Petrochemical
- Food & Beverages
- Nuclear Power plants
- Pharmaceutical, Rubber & Glass Industries



BASIC MODEL	WP6	WP4	WPT	ESW
DESCRIPTION	All SS 316 Wetted Parts Pressure Gauge Bourdon Type Dry (STD) / liquid Filled (Optional) CE marking External zero adjustment (Optional)	All SS 304 Wetted Parts Pressure Gauge Bourdon Type Dry (STD) / liquid Filled (Optional) CE marking External zero adjustment (Optional)	All SS Pressure Gauge Bourdon Type (Two Part System) Socket Welded to Case For Range Above 600 Bar Dry (STD) / liquid Filled (Optional)	Economical SS304 Pressure Gauge Low Cost Bourdon Type Dry (STD) / liquid Filled (Optional)
NOMINAL DIAL SIZES	DN100, DN125, DN150, DN 200 & DN250	DN100, DN125, DN150, DN 200 & DN250	DN40, DN50, DN63 & DN80 ¹	DN100 & DN150
RANGE ⁴	-1...2500 bar	-1...2500 bar	-1...400 bar for DN40 & DN 50 -1...1,000 bar for DN63 & DN80	-1...1,000 bar
ACCURACY	CL 1.0 CL 0.5 ²	CL 1.0 CL 0.5 ²	CL 1.6	CL 1.0
TYPE OF MOUNTING	Bottom with wall mounting Bottom Lower back Lower back with 3-hole panel Lower back with bracket Center back Center back With Panel	Bottom with wall mounting Bottom Lower back Lower back with 3-hole panel Lower back with bracket Center back Center back With Panel	Bottom Centre back Bottom with wall mounting Centre back with 3-hole panel Centre back with bracket Lower back ² Lower back with Panel ²	Bottom with wall mounting Bottom Lower back Lower back with 3-hole panel Lower back with bracket
PROCESS CONNECTION ³	1/2" BSP (M) / NPT (M) 3/8" BSP (M) / NPT (M)	1/2" BSP (M) / NPT (M) 3/8" BSP (M) / NPT (M)	1/8" BSP (M) / NPT (M) 1/4" BSP (M) / NPT (M)	1/4" BSP (M) / NPT (M) 3/8" BSP (M) / NPT (M)
WETTED PARTS	AISI 316 SS AISI 316 L (Optional)	AISI 304 SS	AISI 316 SS AISI 316 L (Optional)	AISI 304 SS
CASE MATERIAL	AISI 304 SS Snap Action Bayonet AISI 316 SS ² (Optional)	AISI 304 SS Snap Action bayonet	AISI 304 SS Crimped (Bayonet) ⁵ AISI 316 SS ²	AISI 304 SS Snap Action Bayonet Bezel
PROTECTION CLASS	IP 68 as per IS/IEC 60529:2001	IP 68 as per IS/IEC 60529:2001	IP 68 as per IS/IEC 60529:2001	IP 68 as per IS/IEC 60529:2001
REFERENCE STANDARD	EN 837-1	EN 837-1	EN 837-1	EN 837-1
SAFETY CLASS	S1 (Open front, blow off disc)	S1 (Open front, blow off disc)	S1 (Open front)	S1 (Open front)
WINDOW	Toughened glass Shatterproof / Plexi ²	Toughened glass Shatterproof / Plexi ²	Toughened glass Shatterproof / Plexi ²	Toughened glass Shatterproof / Plexi ²
OPTIONAL EXTRAS	NACE MR0175 IBR certificate Dampened / Jelly movement MRP Pointer Short overpressure Oxygen service Receiver Ranges Freon / Ammonia Temp. Scale	IBR certificate Dampened / Jelly movement MRP Pointer Short overpressure Oxygen service Receiver Ranges Freon / Ammonia Temp. Scale	MRP Pointer Oxygen service Dampened / Jelly movement Freon Ranges With Temp. Scale	MRP Pointer Short overpressure Oxygen service Freon / Ammonia Temp. Scale

APPLICATIONS

- Liquid & Gaseous mediums
- Corrosive environments
- Oil & Gas applications
- Chemical & Petrochemical
- Food & Beverages
- Nuclear Power plants
- Pharmaceutical, Rubber & Glass Industries



BASIC MODEL	ESG	EGT	SF6	UT
DESCRIPTION	Economical SS304 Pressure Gauge Low Cost Bourdon Type Liquid Filled (Glycerin Filled)	SS Case Brass Internal Bourdon Type Pressure Gauge (Two Part System) Liquid Filled (Glycerin Filled)	Solid front Pressure Gauge Bourdon Type Solid front with full blow back SS 316 Internal	Utility / Commercial Pressure Gauge General purpose application Brass / Copper alloy system
NOMINAL DIAL SIZES	DN100 & DN150	DN40, DN50, DN63 & DN80 ¹	DN100 & DN150	DN40, DN50, DN63, DN80, DN100, DN150, DN200 & DN250
RANGE ⁴	-1...1,000 bar	-1...70 bar for DN40 -1...400 bar for DN50, DN63, DN80	-1...2500 bar	-1...40 bar for DN40 -1...1000 bar for others
ACCURACY	CL 1.0	CL 1.6	CL 1.0	CL 2.5 for DN40 & DN50 CL 1.6 for others
TYPE OF MOUNTING	Bottom with wall mounting Bottom Lower back Lower back with 3-hole panel Lower back with bracket	Bottom Centre back Bottom with wall mounting Centre back with 3-hole panel Centre back with bracket	Bottom with wall mounting Bottom Lower back Lower back with 3-hole panel	Bottom with wall mounting Bottom Centre back Centre back with 3-hole panel Centre back with mounting bracket
PROCESS CONNECTION ³	1/4" BSP (M) / NPT (M) 3/8" BSP (M) / NPT (M)	1/8" BSP (M) / NPT (M) 1/4" BSP (M) / NPT (M)	1/2" BSP (M) / NPT (M)	1/8" BSP (M)...1/2" BSP (M) 1/8" NPT (M)...1/2" NPT (M)
WETTED PARTS	AISI 304 SS	Brass / Copper Alloy Bourdon SS 316 (40 bar and above)	AISI 316 SS AISI 316 L (Optional)	Copper Alloy
CASE MATERIAL	AISI 304 SS Crimped Type Bezel	AISI 304 SS Crimped Type Bezel	AISI 304 SS Snap Action Bayonet AISI 316 SS ²	Steel, black painted
PROTECTION CLASS	IP 68 as per IS/IEC 60529:2001	IP 68 as per IS/IEC 60529:2001	IP 65 as per IS/IEC 60529:2001	IP 32
REFERENCE STANDARD	EN 837-1	EN 837-1	EN 837-1	EN 837 - 1
SAFETY CLASS	S1 (Open front)	S1 (Open front)	S3 (Solid Front Full Blow Back)	-
WINDOW	Plexi / Acrylic	Plexi / Acrylic	Toughened glass Shatterproof / Plexi ²	Sheet glass
OPTIONAL EXTRAS	Short overpressure Oxygen service Freon / Ammonia Ranges with Temperature Scale	Oxygen service Dampened / Jelly movement Freon Ranges With Temp. Scale	MRP Pointer Oxygen service Dampened / Jelly movement External Zero Adjustment NACE MR 0175 IBR Certificate	Oxygen service Dampening screw Customized dials as per OEM Freon Ranges with temp. scale Freon Ranges with temp. scale & with SS wetted parts

Notes

1. In two piece construction (case connected to process connection through sealed compression fitment).
2. Optional, charges extra, for Prices see Price List.
3. Other connections & sizes are available, charges extra, for Prices see Price List.

4. Equivalent scales available in kg/cm², psi, kPa, MPa, bar/psi, kPa/bar, kPa/psi or any other special scales.

APPLICATIONS

- Pumps & motor controls
- Water treatment plants
- Hydraulic & pneumatics
- Chemical & petrochemicals
- Pharmaceutical industries
- HVAC & compressor industries
- Refrigeration



BASIC MODEL	EC	BEC	PGT	DPG
DESCRIPTION	Electrical contacts Pressure Gauge Dome type case	Electrical contacts Pressure Gauge High Case version Filled version optional	Analogue gauge with transmitter Solid front with full blow back Transmitter output (4...20 mA)	Digital Pressure Gauge SS case Accuracy +/- 0.1 % of F.S.
NOMINAL DIAL SIZES	DN63, DN100 & DN150	DN100 & DN150	DN100 & DN150	DN100
RANGE	-1...2500 bar (DN63 upto 700 bar)	-1...2500 bar	-1...600 bar	-1...1000 bar
ACCURACY	CL 1.0 ⁴	CL 1.0 ⁴	CL 1.0 ⁵	+/- 0.1 % of F.S.
MOUNTING STYLES	Bottom Lower back Bottom with wall mounting Lower back with 3-hole panel Lower back with mounting bracket Center back for DN63	Bottom Lower back Bottom with wall mounting Lower back with 3-hole panel Lower back with mounting bracket	Bottom Bottom with wall mounting	Bottom Back Direct
PROCESS CONNECTION ¹	1/4" BSP (M) / 3/8" BSP / NPT (M) 1/2" BSP (M) / NPT (M)	3/8" BSP / NPT (M) 1/2" BSP (M) / NPT (M)	1/2" NPT (M) 1/2" BSP (M)	1/4" BSP (M) ¹
WETTED PARTS	AISI 316 SS	AISI 316 SS	AISI 316L SS	AISI 316 SS
CASE MATERIAL	AISI 304 SS AISI 316 SS ²	AISI 304 SS AISI 316 SS ²	AISI 304 SS	AISI 304 SS
PROTECTION CLASS	IP 55 as IS/IEC 60529:2001	IP 68 as per IS/IEC 60529:2001	IP 65 as per IS/IEC 60529:2001	IP 65 as per IS/IEC 60529:2001
REFERENCE STANDARD	EN 837 - 1	EN 837 - 1	EN 837 - 1	-
SAFETY CLASS	S1 (Open front, blow off disc)	S1 (Open front, blow off disc)	S3 (Solid front, full blow back)	-
WINDOW	Poly carbonate Dome	Plexi / Acrylic	Shatterproof Plexi ²	-
OPTIONAL EXTRAS	CE approved contacts Single / Double insulated contacts Dampened / Jelly movement	CE approved contacts Single / Double insulated contacts Inductive type contacts Dampened / Jelly movement Liquid (Dielectric oil filled) Filled	Dampened / Jelly movement	Standard Features : Auto off Function Backlight alpha numeric display Feather touch keypad Dedicated ZERO key Peak Pressure Measurement With NABL Lab Certificate

Notes

1. Other connections & sizes are available, charges extra, contact factory for details.
2. Optional, charges extra, contact factory for details.
3. Equivalent scales available in kg/cm², psi, kPa, MPa, bar/psi, kPa/bar, kPa/psi or any other special scales.

4. Gauge accuracy CL 1.0 & Switching accuracy within CL 5.0
5. Gauge accuracy CL 1.0 & Switching accuracy as per the Microswitch / Transmitter

APPLICATIONS

- Liquid & gaseous mediums
- Corrosive environments
- Oil & Gas applications
- Chemical & Petrochemical
- Filtration & Water applications
- Pumps, compressors & diesel engines



BASIC MODEL	DD1	DD2	BDP	CDP
DESCRIPTION	Differential Pressure Gauge Single Diaphragm type Case & Measuring System SS Dry (STD) / liquid filled (Optional) Electrical Contact (Optional)	Differential Pressure gauge Double Diaphragm type Electric contacts (Optional) Static pressure 100 bar (max) Dry (STD) / liquid filled (Optional) External Zero Adjustment	Differential Pressure Gauge Twin Bourdon Type Static pressure 2 Time of Full Span All SS measuring system Electric contacts (Optional)	Differential Pressure Gauge Twin Diaphragm Capsule Very Low Pressure Measurement All SS measuring system Suitable of Clean Air / Gas Only
NOMINAL DIAL SIZES	DN100, DN125 & DN150	DN100, DN125 & DN150	DN150	DN100 / DN 150
RANGE	LP : 250mmWC...6000 mmWC HP : 0.6 BAR to 10 BAR	400 mmWC...60 bar	600 mbar...20 bar	10 mbar...250 mbar
ACCURACY	CL 2.5 ⁴	CL 1.6 ⁴	CL 2.5 ⁴	CL 2.5
MOUNTING STYLES	Bottom Bottom with wall mounting Bottom with 2" Pipe / Yoke Centre back with 3-hole panel	Bottom Bottom with wall mounting Bottom with 2" Pipe / Yoke Centre back with 3-hole panel	Bottom Bottom with wall mounting	Bottom Bottom with wall mounting
PROCESS CONNECTION ² CHAMBERS	1/4" NPT (F) x 2 Nos AISI 304 SS (STD) AISI 316 SS ² (Optional) AISI 316L SS ² (Optional)	1/4" NPT (F) x 2 Nos AISI 304 SS AISI 316L SS ²	3/8" BSP (M) x 2 Nos AISI 316 SS Connection / Socket	3/8" BSP (M) x 2 Nos AISI 316 SS Connection / Socket
DIAPHRAGM	LP Range : AISI 316 SS HP Range : Spring Steel With PTFE Coated	AISI 316L SS	AISI 316 SS Bourdon Tube	AISI 316 SS Capsule Diaphragm
CASE MATERIAL	AISI 304 SS AISI 316 SS (Optional)	AISI 304 SS AISI 316 SS (Optional)	AISI 304 SS	AISI 304 SS AISI 316 SS (Optional)
PROTECTION CLASS	IP 65 as per IS/IEC 60529:2001	IP 65 as per IS/IEC 60529:2001	IP 65 as per IS/IEC 60529:2001	IP 68 as per IS/IEC 60529:2001
STATIC PRESSURE	2.5 bar for 250...600 mmWC 10 bar for 1000 ... 6000 mmWC 40 bar for 1...10 BAR	100 bar standard 200 bar (Optional)	2 Times of Scale Range For Higher Static We Recommend Gauge Saver at both Entry	max., 400 mbar for DN 100 max., 250 mbar for DN 150
WINDOW	Toughened Glass	Shatterproof, Toughened glass	Toughened Glass	Toughened Glass
REFERENCE STANDARD	EN 837 - 3	EN 837 - 3	EN 837 - 1	EN 837 - 3
OPTIONAL EXTRAS	NACE MR0175 Oxygen service CE Approved Electrical Contact Inductive Contact Dampened / Jelly movement	Oxygen service CE approved contacts Single / Double insulated contacts Inductive type contacts	CE approved contacts Single / Double insulated contacts	

Notes 1. Optional, charges extra, contact factory for details.
2. Other connections, sizes & Material are available, charges extra, contact factory for details.
3. Equivalent scales available in kg/cm², psi, kPa, MPa, bar/psi, kPa/bar, kPa/psi or any other special scales.

4. Switching accuracy within CL 5.0

APPLICATIONS

- Hydraulic & pneumatic
- Pumps & compressors
- Diesel engines
- Water applications
- Filtration plants
- Blower vacuum monitoring
- Duct or room pressures
- Clean room applications



BASIC MODEL	DP1	DP2	E2000	EDG
DESCRIPTION	Differential Pressure Gauge Piston operated Static pressure 400 bar Migrated pressure chamber	Differential Pressure Gauge Diaphragm & Piston operated Static pressure 35 bar Isolated pressure chamber	Differential Pressure Gauge Die cast aluminum case Silicon rubber diaphragm Red tipped pointer	Draft Gauge Economical version
NOMINAL DIAL SIZES	DN63, DN100 & DN150	DN63, DN100 & DN150	120 mm	150x78 mm OR 200x104 mm
RANGE	0.25...10 bar	25 mmWC...600 mmWC (LP) 0.075...4 bar (HP)	6 mmWC...500 mmWC	-600...600 mbar
ACCURACY (Assending)	CL 4.5 CL 2.5	CL 4.5 CL 2.5	CL 2.0	CL 2.5
MOUNTING STYLES	Bottom entry Back entry In-line entry 3-hole panel (Optional for all entry)	In-line entry 3-hole panel (Optional)	Back / Panel	Back with wall mounting
PROCESS CONNECTION ¹	1/4" NPT (F) x 2 Nos	1/4" NPT (F) x 2 Nos	1/8" NPT (F) x 2 Nos	1/4" BSP (M)
WETTED PARTS	AISI 316 SS Aluminum ²	AISI 316 SS Aluminum ²	Aluminum	Copper Alloy and AISI 304 SS
CASE MATERIAL	AISI 304 SS	AISI 304 SS	Die cast aluminum	Steel, black painted
PROTECTION CLASS	IP 65 as per IS/IEC 60529:2001	IP 65 as per IS/IEC 60529:2001	-	-
STATIC PRESSURE	400 bar 700 bar (Optional)	100 bar for HP 35 bar for LP	15 psig	-
WINDOW	Plexi / Acrylic Shatterproof ²	Plexi / Acrylic Shatterproof ²	Poly carbonate	Plexi
OPTIONAL EXTRAS	MRP Pointer Reed switches	MRP Pointer Reed switches		SS tag plate

APPLICATIONS

- Low viscous liquids
- LP draft measurement
- Non-crystallized media
- Non-corrosive environments
- Clean-air, pharmaceutical & breweries



BASIC MODEL	CC6	CC4	LPD	SCH
DESCRIPTION	Low Pressure Capsule Gauge All SS 316 Measuring System Socket-case direct welded Zero adjustment, on dial Dry Version only	Low Pressure Capsule Gauge All SS 304 Measuring System Socket-case direct welded Zero adjustment, on dial Dry Version only	Low Pressure Diaphragm Gauge All SS Measuring System Threaded / Flanged connections	Schaffer Diaphragm Pressure Gauge All SS Measuring System Threaded/Flanged connections
NOMINAL DIAL SIZES	DN63, DN100, DN125 & DN150	DN63, DN100, DN125 & DN150	DN100 & DN150	DN100 & DN150
RANGE	-600...25...600 mbar 6...16 mbar ⁶	-600...25...600 mbar 6...16 mbar ⁶	25...600 mbar	-1...0.6...14 bar
ACCURACY	CL 1.6...CL 2.5	CL 1.6...CL 2.5	CL 1.6 CL 2.5 (below 60 mbar)	CL 1.6
MOUNTING STYLES	Bottom with wall mounting Bottom Lower (LB) / Centre (CB) back LB ⁵ / CB with 3-hole panel LB ⁵ / CB with mounting bracket	Bottom with wall mounting Bottom Lower (LB) / Centre (CB) back LB ⁵ / CB with 3-hole panel LB ⁵ / CB with mounting bracket	Bottom Bottom with 2" Pipe / Yoke	Bottom Bottom with 2" Pipe / Yoke
PROCESS CONNECTION ¹	1/2" NPT (M) / BSP (M) [DN100/125/150] 1/4" NPT (M) / BSP (M) [DN63]	1/2" NPT (M) / BSP (M) [DN100/125/150] 1/4" NPT (M) [DN63]	1/2" NPT (M) 1/2" BSP (M)	1/2" NPT (M) 1/2" BSP (M)
WETTED PARTS	AISI 316 SS	AISI 304 SS	AISI 316 SS	AISI 316 SS ⁴
CASE MATERIAL	AISI 304 SS AISI 316 SS ²	AISI 304 SS	AISI 304 SS AISI 316 SS ²	AISI 304 SS AISI 316 SS ²
PROTECTION CLASS	IP 32 (for DN63 Bottom Mounting) IP 68 (for all other)	IP 32 (for DN63 Bottom Mounting) IP 68 (for all other)	IP 65 as per IS/IEC 60529:2001	IP 65 as per IS/IEC 60529:2001
REFERENCE STANDARD	EN 837 - 3	EN 837 - 3	EN 837 - 3	EN 837 - 3
SAFETY CLASS	S1 (Open front)	S1 (Open front)	S1 (Open front)	S1 (Open front)
WINDOW	Toughened glass Shatterproof / Plexi ²	Toughened glass Shatterproof / Plexi ²	Toughened glass Shatterproof / Plexi ²	Toughened glass Shatterproof / Plexi ²
OPTIONAL EXTRAS	External zero adjustment Dampening screw ON/OFF type vent plug	External zero adjustment Dampening screw ON/OFF type vent plug	PTFE protection on wetted parts Oxygen service External Zero adjustment ⁶ CE Approved Electrical Contact	Filled version External zero adjustment PTFE protection on wetted parts Oxygen service CE Approved Electrical Contact

APPLICATIONS

- Sterile applications
- Oil & Gas applications
- Corrosive environments
- Dairy, Ice cream industries
- Sanitary, food & beverages
- Pharmaceutical & paint industries
- Prevent Bacterial & fungal accumulation



BASIC MODEL	CDS	DS4	DS1	DS2
DESCRIPTION	Compact Diaphragm Pressure gauge Diaphragm seal integrally welded with top & bottom chamber	Compact Diaphragm Pressure gauge Diaphragm seal integrally welded with top & bottom chamber Heavy duty mini Diaphragm seal	Diaphragm Seal Pressure gauge Threaded Process connection Rigid construction Direct Coupled type sealed	Diaphragm Seal Pressure Gauge Flanged process connection Rigid Construction Direct Coupled flange type
NOMINAL DIAL SIZES	DN50, DN63, DN80 ¹ DN100 gauge should be ESW type	DN100, DN125, DN150 Gauge should be WP4 type	DN100 & DN150	DN100, DN125 & DN150
RANGE	-1...70 bar	-1...250 bar	-1...250 bar	-1...70 bar
ACCURACY	CL 1.6	CL 1.0	CL 1.0	CL 1.0
MOUNTING STYLES	Bottom / Back	Bottom / Back	Bottom / Back / Wall Mounting	Bottom / wall mounting for remote
PROCESS CONNECTION ¹	1/4" BSP (M) / NPT (M) 3/8" BSP (M) / NPT (M) 1/2" BSP (M) / NPT (M)	1/2" NPT (M) 1/2" BSP (M)	1/2" NPT (M) 1/2" BSP (M)	Lower back with panel for remote 1" ... 4" flange, ANSI B16.5 Rating: 150#...2500#
WETTED PARTS (Diaphragm & bottom chamber)	AISI 316 SS	AISI 316 SS	AISI 316 SS	AISI 316 SS Diaphragm AISI 316L SS
CASE MATERIAL	AISI 304 SS AISI 316 SS ²	AISI 304 SS AISI 316 SS ²	AISI 304 SS AISI 316 SS ²	AISI 304 SS AISI 316 SS ²
PROTECTION CLASS	IP 68 as per IS/IEC 60529:2001	IP 68 as per IS/IEC 60529:2001	IP 68 as per IS/IEC 60529:2001	IP 68 as per IS/IEC 60529:2001
REFERENCE STANDARD	EN 837-1	EN 837-1	EN 837-1	EN 837-1
SAFETY CLASS	S1 (Open Front)	S1 (Open Front, blow off disc)	S1 (Open front, blow off disc)	S1 (Open front, blow off disc)
WINDOW	Toughened glass / Plexi	Toughened glass	Toughened glass / shatterproof (op.)	Toughened glass / shatterproof (op.)
OPTIONAL EXTRAS	Filled version Oxygen service	Filled version Oxygen service	Filled version/Dampened movement Oxygen service Remote mounting with cap. extrn. CE approved Electrical Contact External zero adjustment	Filled version/Dampened movement Oxygen service Remote mounting with cap. extrn. CE approved Electrical Contact External zero adjustment

- Notes**
1. Other connections & sizes are available, charges extra, contact factory for details.
 2. Optional, charges extra, contact factory for details.
 3. Equivalent scales available in kg/cm², psi, kPa, MPa, bar/psi, kPa/bar, kPa/psi or any other special scales.
 4. DN63 measuring system

APPLICATIONS

- Sterile applications
- Oil & Gas applications
- Corrosive environments
- Dairy, Ice cream industries
- Sanitary, food & beverages
- Pharmaceutical & paint industries
- Prevent Bacterial & fungal accumulation



Specialize Products

BASIC MODEL	DS3	DSFF	DSP
DESCRIPTION	Diaphragm Seal Pressure Gauge Flanged process connection "I" Section / Rigid Construction Direct Coupled flange type	Diaphragm Seal Pressure Gauge Flanged process connection Flush Diaphragm	Diaphragm Seal Pressure gauge Specially Designed for Pulp & Paper Industry Floating Flange & Flush Diaphragm
NOMINAL DIAL SIZES	DN100, DN125 & DN150	DN100, DN125 & DN150	DN100
RANGE	-1...70 bar	-1...70 bar	-1...40 bar
ACCURACY	CL 1.0	CL 1.0	CL 1.0
MOUNTING STYLES	Bottom / wall mounting for remote	Bottom / wall mounting for remote	Bottom / Back
PROCESS CONNECTION ¹	Lower back with panel for remote 1/2", 3/4", 1" flange, ANSI B16.5 Rating: 150#...300#	Lower back with panel for remote 1 1/2"...4" flange, ANSI B16.5 Rating: 150#...300#	Standard as per Pulp & Paper Industry process connection
WETTED PARTS (Diaphragm & bottom chamber)	AISI 316 SS Diaphragm AISI 316L SS (STD) Diaphragm Material Optional² Hastelloy C Tantalum Titanium Monel Inconel 600	AISI 316 SS Diaphragm AISI 316L SS (STD) Diaphragm Material Optional² Hastelloy C Tantalum Titanium Monel Inconel 600	AISI 316 SS Diaphragm AISI 316L SS (STD) Laser welded diaphragm
CASE MATERIAL	AISI 304 SS AISI 316 SS ²	AISI 304 SS AISI 316 SS ²	AISI 304 SS AISI 316 SS ²
PROTECTION CLASS	IP 68 as per IS/IEC 60529:2001	IP 68 as per IS/IEC 60529:2001	IP 68 as per IS/IEC 60529:2001
REFERENCE STANDARD	EN 837-1	EN 837-1	EN 837-1
SAFETY CLASS	S1 (Open front, blow off disc)	S1 (Open front, blow off disc)	S1 (Open front, blow off disc)
WINDOW	Toughened glass Shatterproof glass (Optional)	Toughened glass Shatterproof glass (Optional)	Toughened glass Shatterproof glass (Optional)
OPTIONAL EXTRAS	Filled version/Dampened movement Oxygen service Remote mounting with cap. extn. CE approved Electrical Contact External zero adjustment PTFE Coated or Lined Wetted Parts	Filled version/Dampened movement Oxygen service Remote mounting with cap. extn. CE approved Electrical Contact External zero adjustment PTFE Coated or Lined Wetted Parts	Filled version/Dampened movement Anti-vibration connector Remote mounting with cap. extn. CE approved Electrical Contact External zero adjustment PTFE Coated Diaphragm



Combo Gauge
(Pressure & Temp. Measurement)



Combo Gauge
(Pressure & Temp. Measurement)



Differential Gauge
(For Refrigeration Industries)



Notes

1. Other connections & sizes are available, charges extra, contact factory for details.
2. Optional, charges extra, contact factory for details.
3. Equivalent scales available in kg/cm², psi, kPa, MPa, bar/psi, kPa/bar, kPa/psi or any other special scales.
4. DN63 measuring system

APPLICATIONS

- Sterile applications
- Corrosive environments
- Dairy, Ice cream industries
- Sanitary, food & beverages
- Pharmaceutical & paint industries
- Prevent Bacterial & fungal accumulation



BASIC MODEL	DSTC	HDS	DSSMS
DESCRIPTION	Sanitary Process Connection Tri-clamp connection Quick Connect / disconnect Laser welded diaphragm	Homogenizer Pressure Gauge Laser welded diaphragm Liquid Filled version	Sanitary Process Connection SMS Thread Union / Male Thread Quick Connect / disconnect Laser welded diaphragm
NOMINAL DIAL SIZES	DN50, DN63, DN80 ⁴ & DN100	DN100	DN50, DN63, & DN100
RANGE	-1...40 bar	0...160 bar / 0...250 bar / 0...400 bar / 0...600 bar	-1...40 bar
ACCURACY	CL 1.6	CL 1.6	CL 1.6
MOUNTING STYLES	Bottom / Center back	Bottom	Bottom / Center back
PROCESS CONNECTION ¹	1" & 1.5" Tri-clamp 2" Tri-clamp	Homogenizer connection Homogenizer with flange	DIN (DN 25, 32, 40, 50) SMS (1½" & 2") RJT (1½" & 2")
WETTED PARTS (Diaphragm & seal chamber)	AISI 316 SS Seal Body AISI 316L SS Diaphragm	AISI 316 SS Seal Body AISI 316L SS Diaphragm	AISI 316 SS Seal Body AISI 316L SS Diaphragm
CASE MATERIAL	AISI 304 SS AISI 316 SS ²	AISI 304 SS AISI 316 SS ²	AISI 304 SS AISI 316 SS ²
PROTECTION CLASS	IP 68 as per IS/IEC 60529:2001	IP 68 as per IS/IEC 60529:2001	IP 68 as per IS/IEC 60529:2001
REFERENCE STANDARD	EN 837-1	EN 837-1	EN 837-1
SAFETY CLASS	S1 (Open Front)	S1 (Open front, blow off disc)	S1 (Open front, blow off disc)
WINDOW	Toughened glass Shatterproof glass Plexi / Acrylic	Toughened glass Shatterproof glass Plexi / Acrylic	Toughened glass Shatterproof glass Plexi / Acrylic
OPTIONAL EXTRAS	Liquid filled version Tri clamp with gasket Bottom mating part CE Approved Electrical Contact Contact Only for DN100	MRP pointer CE Approved Electrical Contact Dampened / Jelly Movement	Liquid filled version Gaskets Bottom mating part CE Approved Electrical Contact Contact Only for DN100

- Notes**
1. Other connections & sizes are available, charges extra, contact factory for details.
 2. Optional, charges extra, contact factory for details.
 3. Equivalent scales available in kg/cm²; psi, kPa, MPa, bar/psi, kPa/bar, kPa/psi or any other special scales.
 4. DN63 measuring system

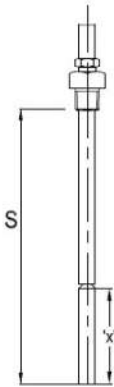
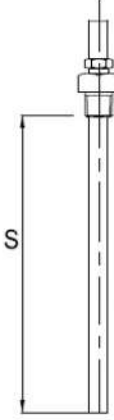
APPLICATIONS

- Calibration & testing labs
- Mud pumps & Well drilling
- Oil & Gas applications
- Petroleum industries
- Nuclear power plants
- Furnace or flow measurement
- Steam boilers & thermal power stations



BASIC MODEL	TG	MG	MUD	PPS
DESCRIPTION	Test Pressure Gauge Precision measuring system Anti-parallax mirror band Precision measuring system High Precision SS movement	Master Pressure Gauge Precision measuring system High resolution dial Anti-parallax mirror band Jewel bearing movement	Mud Pressure Gauge Rugged construction Moving pointer, Fixed dial Fixed pointer, moving dial (Optional)	PP Case Solid Front Pressure Gauge Turret design Thermoplastic case Standard accuracy $\pm 0.5\%$ FS
NOMINAL DIAL SIZES	DN150 DN200 & DN250	DN150, DN200 & DN250	DN100 & DN150	4.5"
RANGE	-1...700 bar	-1...700 bar	0...40 bar up to 0...1000 bar	-1...2500 bar
ACCURACY	CL 0.5	CL 0.25	CL 2.0	CL 1.0 / CL 0.5 (Optional)
MOUNTING STYLES	Bottom Bottom with wall mounting Lower back Lower back with 3-hole panel Lower back with mounting bracket	Bottom Bottom with wall mounting Lower back Lower back with 3-hole panel Lower back with mounting bracket	Bottom	Bottom Bottom with wall mounting Lower back with 3-hole panel
PROCESS CONNECTION ¹	1/2" NPT (M) 1/2" BSP (M)	1/2" NPT (M) 1/2" BSP (M)	2" NPT (M) 2" BSP (M)	1/2" NPT (M) 1/4" NPT (M)
WETTED PARTS	AISI 316L SS	Beryllium copper and AISI 316L SS	AISI 316 SS	AISI 316L SS Monel ²
CASE MATERIAL	AISI 304 SS AISI 316 SS ²	AISI 304 SS AISI 316 SS ²	AISI 304 SS	PP
PROTECTION CLASS	IP 68 as per IS/IEC 60529:2001	IP 68 as per IS/IEC 60529:2001	IP 68 as per IS/IEC 60529:2001	IP 68 as per IS/IEC 60529:2001
REFERENCE STANDARD	EN 837-1	EN 837-1	-	ANSI B 40.1
SAFETY CLASS	S1 (Open front, blow off disc)	S1 (Open front, blow off disc)	-	Solid front, full blow back
WINDOW	Toughened / Shatterproof glass	Toughened / Shatterproof glass	Plexi	Toughened / Shatterproof / Plexi ²
OPTIONAL EXTRAS	Solid Front case NABL traceability Wooden carrying case Calibration tool kit	Solid Front case NABL traceability Plastic / Wooden carrying case Calibration tool kit	SS tag plate	NACE MR0175 Damped movement Short overpressure Oxygen service

TEMPERATURE GAUGE RANGE & STEM LENGTH GUIDE

Manufactured Temperature Ranges		Sensor Length Chart for Inert Gas Thermometer		
		Stem / Sensor Size (mm)	(x) Sensor Length (mm)	(S) Minimum Stem Length (mm)
-20...+40		Rigid Stem type Inert Gas Thermometer		
-20...+60		Capillary type Inert Gas Thermometer (≤10 Mtr.)		
-20...+80		6 / 6.35	200	240
-20...+100		8 / 9.5	120	160
-20...+120		10	90	130
-20...+180		12 / 14	70	110
-30...+50		Capillary type Inert Gas Thermometer (>10 Mtr. up to 25 Mtr.)		
-30...+70		8 / 9.5	170	210
-40...+40		10	140	180
-40...+60		12 / 14	90	130
-50...+100		Capillary compensation is preferred for all capillary inert gas thermometers, whose capillary length is above 6 meter.		
-100...+60				
0...50				
0...60				
0...80				
0...100				
0...120				
0...150				
0...160				
0...200				
0...250				
0...300				
0...400				
0...500				
0...600				
0...650				
50...650				
100...600				
100...700				

ELECTRIC CONTACT DETAILS (FOR PRESSURE / TEMPERATURE GAUGE SWITCHES)

Switch type	Contacts	Action	Rating
Normally closed (1NC)	Single	Break contact	230VAC/1A; 48VDC/0.5A
Normally open (1NO)	Single	Make contact	230VAC/1A; 48VDC/0.5A
Normally closed (2NC)	Double	Break contact	230VAC/1A; 48VDC/0.5A
Normally open (2NO)	Double	Make contact	230VAC/1A; 48VDC/0.5A
Normally closed + Normally open (1NC+1NO)	Double	Break contact + Make contact	230VAC/1A; 48VDC/0.5A
Normally open + Normally closed (1NO+1NC)	Double	Make contact + Brake contact	230VAC/1A; 48VDC/0.5A
SPDT	Single		230VAC/1A; 48VDC/0.5A
DPDT	Double		230VAC/1A; 48VDC/0.5A
Normally closed (1NC)	Single	Break contact	220VAC/0.4A
Normally open (1NO)	Single	Make contact	220VAC/0.4A
Normally closed (2NC)	Double	Break contact	220VAC/0.4A
Normally open (2NO)	Double	Make contact	220VAC/0.4A
Normally closed + Normally open (1NC+1NO)	Double	Break contact + Make contact	220VAC/0.4A
Normally open + Normally closed (1NO+1NC)	Double	Make contact + Brake contact	220VAC/0.4A

MICROSWITCH DETAILS (FOR PRESSURE / TEMPERATURE SWITCHES)

Microswitch protection	Type	Switch rating
General; low deadband	1 SPDT	250VAC/15A; 24VDC/2A or 110VDC/0.4A or 220VDC/0.2A
General; high deadband	1 SPDT	250VAC/15A; 24VDC/6A or 110VDC/0.5A or 220VDC/0.25A
Adjustable differential	1 SPDT	250VAC/15A
Gold plated contact	1 SPDT	125VAC/1A; 28VDC/0.5A
Environmentally sealed silver contact	1 SPDT	250VAC/15A; 125VDC/0.4A
Environmentally sealed gold contact	1 SPDT	28VDC/1A
Hermetically sealed silver contact	1 SPDT	230VAC/4A; 28VDC/3A resistive; 24VDC/2A inductive
Hermetically sealed gold contact	1 SPDT	125VAC/1A
High DC rating	1 SPDT	125VAC/10A; 125VDC/10A resistive; 125VDC/6A inductive
DPDT	1 DPDT	125VAC/10A; 250VDC/0.2A resistive

APPLICATIONS

- Liquid & gaseous mediums
- Corrosive environments
- Oil & Gas applications
- Chemical & Petrochemical



BASIC MODEL	GT (Remote Sensing)	GT (Rigid Stem)	GT+BECC	GT+EC
DESCRIPTION	Temperature Gauge With Capillary Inert Gas Filled Expansion Bi-metal compensation	Temperature Gauge Rigid Stem Inert Gas Filled Expansion Bi-metal compensation	Temperature Gauge Rigid Stem With Electric contacts (High Case) Inert Gas Filled Expansion Bi-metal compensation	Temperature Gauge Rigid Stem With Electric contacts (Dome Type) Inert Gas Filled Expansion Bi-metal compensation
NOMINAL DIAL SIZES	DN100, DN125, DN150 & DN250	DN100, DN125, DN150 & DN250	DN100 & DN150	DN100 & DN150
RANGE	-40...650°C ³	-40...650°C ³	-40...650°C ³	-40...650°C ³
STEM LENGTH (BELOW THREAD)	110...600 mm Consult factory for higher length	110...600 mm Consult factory for higher length	110...600 mm Consult factory for higher length	110...600 mm Consult factory for higher length
STEM DIAMETER	6 mm / 8mm / 10mm / 12 mm Consult factory for non-standard Diameter	6 mm / 8mm / 10mm / 12 mm Consult factory for non-standard Diameter	6 mm / 8mm / 10mm / 12 mm Consult factory for non-standard Diameter	6 mm / 8mm / 10mm / 12 mm Consult factory for non-standard Diameter
ACCURACY	CL 1.0 as per EN 13190	CL 1.0 as per EN 13190	Gauge CL 1.0 as per EN 13190 Switching CL 5.0 as per EN 13190	Gauge CL 1.0 as per EN 13190 Switching CL 5.0 as per EN 13190
MOUNTING STYLES	Bottom with wall mounting Lower back / Centre back With 3-hole panel Lower back with mounting bracket	Bottom Lower back Centre back Every angle mounting	Bottom Lower back / Centre back Bottom with wall mounting Lower back with 3-hole panel Lower back with mounting bracket Every angle mounting	Bottom Lower back / Centre back Bottom with wall mounting Lower back with 3-hole panel Lower back with mounting bracket Every angle mounting
PROCESS CONNECTION ²	1/2" NPT (M) 1/2" BSP (M) (Fixed / Adjustable / Swivel)	1/2" NPT (M) 1/2" BSP (M) (Fixed / Adjustable / Swivel)	1/2" NPT (M) 1/2" BSP (M) (Fixed / Adjustable / Swivel)	1/2" NPT (M) 1/2" BSP (M) (Fixed / Adjustable / Swivel)
CASE / ENCLOSURE MATERIAL	AISI 304 SS AISI 316 SS ¹	AISI 304 SS AISI 316 SS ¹	AISI 304 SS AISI 316 SS ¹	AISI 304 SS AISI 316 SS ¹
CAPILLARY ARMOUR	AISI 304 SS / AISI 316 SS AISI 304 SS / AISI 316 SS / PVC (Max length 25 mtrs.)	- - -	AISI 304 SS / AISI 316 SS AISI 304 SS / AISI 316 SS / PVC (Max length 10 mtrs.)	AISI 304 SS / AISI 316 SS AISI 304 SS / AISI 316 SS / PVC (Max length 10 mtrs.)
PROTECTION CLASS	IP 68 as per IS/IEC 60529:2001	IP 68 as per IS/IEC 60529:2001	IP 68 as per IS/IEC 60529:2001	IP 68 as per IS/IEC 60529:2001
REFERENCE STANDARD	EN 13190	EN 13190	EN 13190	EN 13190
WINDOW	Toughened glass	Toughened glass	Plexi / Acrylic	Poly carbonate dome
OPTIONAL EXTRAS	Dual Scale Deg. C / Deg. F Liquid Filled (Glycerin / Silicon) Helium gas filled system External zero adjustments (Optional)	Dual Scale Deg. C / Deg. F Liquid Filled (Glycerin / Silicon) Helium gas filled system External zero adjustments (Optional)	Dual Scale Deg. C / Deg. F Helium gas filled system Magnetic / Inductive contacts CE approved contacts	Dual Scale Deg. C / Deg. F Helium gas filled system Magnetic / Inductive contacts CE approved contacts

APPLICATIONS

- Liquid & gaseous mediums
- Corrosive environments
- Oil & Gas applications
- Chemical & Petrochemical
- Food & Beverages
- Nuclear power plants



BASIC MODEL	BT (Bottom / Back)	BT (Every Angle)	BT (Elbow Type)	GT (Anti Vibration)
DESCRIPTION	Bi-Metallic Temperature Gauge Sensing Wounded coil of Bimetal Rigid Stem Type	Bi-Metallic Temperature Gauge Sensing Wounded coil of Bimetal Every angle entry External zero adjustment	Bi-Metallic Temperature Gauge Sensing Wounded coil of Bimetal Elbow mounting External zero adjustment	Inert Gas Filled Temperature Gauge Temperature Gauge Rigid Stem Inert Gas Filled Expansion Anti-vibration spring for shock absorb Liquid filled (Glycerin / Silicon oil)
NOMINAL DIAL SIZES	DN50, DN63, DN80, DN100, DN125 & DN150	DN100, DN150	DN100, & DN150	DN100
RANGE	-40...600°C ³	-40...600°C ³	-40...600°C ³	0...+650°C/°F
STEM LENGTH	50...600 mm (Upto 1.5 Meter)	50...600 mm (Upto 1.5 Meter)	50...600 mm (Upto 1.5 Meter)	200 mm, 250 mm & 300 mm
SHEATH DIAMETER	6 mm / 8mm / 10mm / 12 mm Consult factory for non-standard Diameter	6 mm / 8mm / 10mm / 12 mm Consult factory for non-standard Diameter	6 mm / 8mm / 10mm / 12 mm Consult factory for non-standard Diameter	10mm / 12 mm
ACCURACY	CL 1.0 as per EN 13190	CL 1.0 as per EN 13190	CL 1.0 as per EN 13190	CL 1.0 as per EN 13190
MOUNTING STYLES	Bottom Center back	Every angle entry	Center back with elbow	Bottom
PROCESS CONNECTION ²	1/2" NPT (M) 1/2" BSP (M) (Fixed / Adjustable / Swivel)	1/2" NPT (M) 1/2" BSP (M) (Fixed / Adjustable / Swivel)	1/2" NPT (M) 1/2" BSP (M) (Fixed / Adjustable / Swivel)	1/2" NPT (M) / BSP (M) 3/4" BSP (M) / NPT (M) (Fixed / Adjustable / Swivel)
CASE MATERIAL	AISI 304 SS AISI 316 SS ¹	AISI 304 SS AISI 316 SS ¹	AISI 304 SS AISI 316 SS ¹	AISI 304 SS AISI 316 SS ¹
WINDOW	Toughened glass / Shatterproof	Toughened glass / Shatterproof	Toughened glass / Shatterproof	Toughened glass / Shatterproof
PROTECTION CLASS	IP 68 as per IS/IEC 60529:2001	IP 68 as per IS/IEC 60529:2001	IP 68 as per IS/IEC 60529:2001	IP 68 as per IS/IEC 60529:2001
REFERENCE STANDARD	EN 13190	EN 13190	EN 13190	EN 13190
OPTIONAL EXTRAS	Liquid Filled (Silicon / Dielectric Oil) Dual Scale Deg. C / Deg. F External zero only in Back Conn.	Liquid Filled (Silicon / Dielectric Oil) Dual Scale Deg. C / Deg. F	Liquid Filled (Silicon / Dielectric Oil) Dual Scale Deg. C / Deg. F	Dual Scale Deg. C / Deg. F plate

Notes

1. Optional, charges extra, contact factory for details.
2. Other connections & sizes are available, charges extra, contact factory for details.
3. Refer "Thermometer guidance" for available ranges & knowing minimum sensor lengths. Equivalent scales available in °F, °C/°F, °F/°C.

APPLICATIONS

- Separation & isolation applications
- Viscous & corrosive media
- High-pressure applications
- High vibration application



BASIC MODEL	DDS	DHM	FDT	TC
DESCRIPTION	Diaphragm Sealed Threaded Process connection Rigid construction Optional Exotic Diaphragm material	Diaphragm Sealed All welded construction Threaded Process Connection Economical and light weight	Diaphragm sealed Threaded process connection Laser welded diaphragm Ideal for transmitter	Diaphragm sealed Laser welded diaphragm Quick connect / disconnect Ideal for transmitters / Pr. Gauge
TYPE	Direct coupled type	Heavy duty mini seal	Flushed	Tri-clamp connection
RANGE (COMPATIBLE)	Type D85 Range : -1...70 bar Type D65 Range : 100...250 bar	Type D63 Range : -1...4 bar Type D53 Range : 6...70 bar Type D38 Range : 100...250 bar Type D30 Range : 250...700 bar	1...600 bar	4...40 bar
DIAPHRAGM ³	AISI 316L SS (STD) Monel / Hastelloy C Tantalum / Titanium Inconel / Teflon Silver / Gold ⁴	AISI 316L SS (STD) Monel / Hastelloy C	AISI 316L SS	AISI 316L SS
BOTTOM CHAMBER ³	AISI 316 SS (STD) AISI 316L SS / Monel / Hastelloy C Tantalum / Titanium / Inconel PP / PTFE / PVC ⁵	AISI 316 SS (STD) AISI 316L SS / Monel / Hastelloy C	AISI 316 SS	AISI 316 SS
DIAPHRAGM & BOTTOM CHAMBER PROTECTION ³ (Max temperature 150°C)	PTFE lining - 2 mm on chamber PTFE coating on diaphragm PTFE protection on diaphragm	-	-	-
FILLING FLUIDS ² (Applicable Temperatures)	Silicon DC 200 [-40°C to 205°C] Silicon DC 550 [10°C to 400°C] Food grade oil [-20°C to 140°C]	Silicon DC 200 [-40°C to 205°C] Silicon DC 550 [10°C to 400°C] Food grade oil [-20°C to 140°C]	Silicon DC 200 [-40°C to 205°C] Silicon DC 550 [10°C to 400°C] Food grade oil [-20°C to 140°C]	Food grade oil [-20°C to 140°C] Glycerine [10°C to 150°C]
PROCESS CONNECTION ¹	1/2" NPT (M) 1/2" BSP (M)	1/2" NPT (M) 1/2" BSP (M)	3/4"...2" size NPT (M) /BSP (M)	1", 1-1/2" & 2" size Tri-clamp connection
CAPILLARY	AISI 304 SS / AISI 316 SS	-	-	-
ARMOUR	AISI 304 SS / AISI 316 SS / PVC (Max length 6 mtrs.)	-	-	-
OPTIONAL EXTRAS	NACE MR0175 Metal gasket for high pressure	-	-	Electro Plating Tri-clamp with gasket Bottom mating part

APPLICATIONS

- Slurry / High viscous & corrosive media
- Separation & isolation applications
- Polymerisation applications
- High-pressure applications
- Crystalization applications



BASIC MODEL	SDS	DFF	FDRF	FDEF
DESCRIPTION	Sandwich flush diaphragm seal Laser welded diaphragm Optional exotic diaphragm materials	Direct Flushed diaphragm Laser welded diaphragm Optional flushing ring Optional exotic diaphragm materials	Direct flushed diaphragm Laser welded diaphragm Optional exotic diaphragm materials Ideal for smart transmitter	Direct flushed diaphragm Laser welded diaphragm Optional exotic diaphragm materials Ideal for smart transmitter
TYPE	Wafer / pan-cake, flange RF	Flushed	Flushed with Rotatable flange	Extended neck
RANGE (COMPATIBLE)	-1...70 bar	-1...70 bar	-1...70 bar	-1...70 bar
DIAPHRAGM ³	AISI 316L SS Monel / Hastelloy C Tantalum / Titanium Inconel Silver / Gold ⁴	AISI 316L SS Monel / Hastelloy C Tantalum / Titanium Inconel	AISI 316L SS Monel / Hastelloy C Tantalum / Titanium Inconel	AISI 316L SS Monel / Hastelloy C Tantalum / Titanium Inconel
DIAPHRAGM CHAMBER ³ (Flange, extension pipe)	AISI 316 SS AISI 304 SS / AISI 316L SS	AISI 316 SS AISI 304 SS / AISI 316L SS	AISI 316 SS AISI 304 SS / AISI 316L SS	AISI 316 SS AISI 304 SS / AISI 316L SS
DIAPHRAGM PROTECTION CHAMBER PROTECTION ³ (Max temperature 150°C)	PTFE coating PTFE coating PTFE protection on diaphragm	PTFE coating on diaphragm	PTFE coating on diaphragm	-
FILLING FLUIDS ² (Applicable Temperatures)	Silicon DC 200 [-40°C to 205°C] Silicon DC 550 [10°C to 400°C] Food grade oil [-20°C to 140°C]	Silicon DC 200 [-40°C to 205°C] Silicon DC 550 [10°C to 400°C] Food grade oil [-20°C to 140°C]	Silicon DC 200 [-40°C to 205°C] Silicon DC 550 [10°C to 400°C] Food grade oil [-20°C to 140°C]	Silicon DC 200 [-40°C to 205°C] Silicon DC 550 [10°C to 400°C] Food grade oil [-20°C to 140°C]
PROCESS CONNECTION ¹	2"...4" flange to ANSI B16.5 Rating 150#...2500#	1½"...4" flange to ANSI B16.5 Rating 150#...2500#	1½"...4" flange to ANSI B16.5 Rating 150#...2500#	1½"...4" flange to ANSI B16.5 Rating 150#...2500#
CAPILLARY	AISI 304 SS / AISI 316 SS	AISI 304 SS / AISI 316 SS	AISI 304 SS / AISI 316 SS	AISI 304 SS / AISI 316 SS
ARMOUR	AISI 304 SS / AISI 316 SS / PVC (Max length 6 mtrs.)	AISI 304 SS / AISI 316 SS / PVC (Max length 6 mtrs.)	AISI 304 SS / AISI 316 SS / PVC (Max length 6 mtrs.)	AISI 304 SS / AISI 316 SS / PVC (Max length 6 mtrs.)
OPTIONAL EXTRAS	NACE MR0175 Metal gasket for high pressure Integrated flushing ports	NACE MR0175 Metal gasket / Mating flanges Fastners (Bolt/Nuts)	NACE MR0175 Metal gasket / Mating flanges Fastners (Bolt/Nuts)	NACE MR0175 Urea grade SS wetted parts ³ Metal gasket Fastners (Bolt/Nuts)

Notes 1. Other connections & sizes are available, charges extra, contact factory for details. 2. Other filling fluids optional, charges extra, contact factory for details. 3. Optional, charges extra, contact factory for details. 4. Gold / silver foils over AISI 316 SS diaphragm.

New or Replace Diaphragm Seals Filling & Calibration of Smart Pressure and Differential Transmitter



DESCRIPTION	SERVICE DESCRIPTION
SERVICES OFFERED	Transmitter assembling with diaphragm seal Diaphragm seal refurbishment & calibration
REASONS	Bulging of diaphragm Diaphragm 'blown up' Diaphragm damaged due to corrosion Dents in the diaphragm Customized requirements of customer/process
FACILITIES	Laser Welding of diaphragms Re-calibration

ACCESSORIES (Pointer pooler)



APPLICATION : For removing pointers from gauges
MOC : AISI 304 SS / MS Nickle plated

PRESSURE TEST PUMP (TESTER)

MODEL : CT1



Hydraulic Pressure tester
Range : 100 bar / 400 bar / 700 bar
1000 bar 1500 bar / 2000 bar
Media : Water / Oil

MODEL : CT2



Pneumatic Pressure Tester
Pressure & Vacuum Source Required
Range : -1 to 35 bar
Media : Compress Air

MODEL : CT3

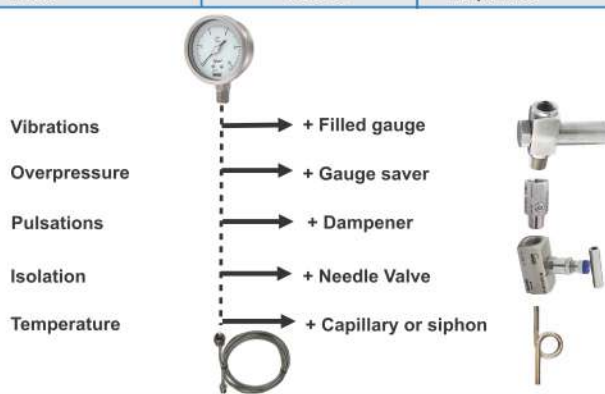
Portable (Mini) Hydraulic Pressure tester
Range : 400 bar / 700 bar
Media : Water / Oil



MATERIAL COMPATIBILITY

Fluid	Suggested Materials	Fluid
Acetylene	SS 316	Acetic Acid
Alcohols	SS 316	Alums
Amines	SS 316	Ammonia Nitrate
Ammonia	SS 316	Arsenic Acid
Benzene	Monel / Hastelloy C	Boric Acid
Carbon dioxide	SS 316	Carbon Monoxide
Chloric acid	PTFE	Borax (Sodium Borate)
Chlorine	Hastelloy C	Carbon Tetrachloride
Chocolate	SS 316	Cream
Detergents	SS 316	Dyes
Diesel / Kerosene	SS 316	Diethylene Glycol
Fluorine	SS 316	Formaldehyde
Freon 22	Phosphor Bronze	Epsom salts
Freons	SS 316	Grease
Fruit juices	SS 316	Gelatin
Fuel oils	Hastelloy C	Hydrogen Peroxide
Gasoline / Jet fuels	SS 316	Hexane
Glues	SS 316	Honey
Hydrochloric acid	Monel / Hastelloy C	Ketones
Hydrogen sulfide	Hastelloy C	Lacquers
Milk	SS 316	Mercury
Oils	SS 316	Naphtha
Phosphorus	Hastelloy C	Pentane
Potassium chloride	Hastelloy C	Trichloroethylene
Propane	SS 316	Petrolatum
Refineries	Monel / Hastelloy C	Naphthalene
Salt brine	Hastelloy C	Isopropyl Ether
Sea water	Monel	Oxalic acid
Sewage services	Hastelloy C / PTFE	Potassium Hydroxide
Soap solutions	SS 304 / Hastelloy C	Soda Ash
Sour service	Monel / Hastelloy C	Crude Oil
Sugar	SS 316	Sulfur Dioxide (dry)
Sulfuric acid	PTFE	Xylene
Transformer oil	PTFE	Urea
Varnish	SS 316	Toluene (Toluol)
Water	SS 316	Turpentine

PRESSURE GAUGE ASSEMBLY



NOTES

● = Recommended to use

It is NOT possible to connect a pulsation damper or snubber or a gauge cock / needle valve in between the diaphragm seal and the measuring instrument.

The information in this chart has been taken from other reputable sources and is to be used ONLY as a guide in selecting material for appropriate chemical compatibility.

EXCEL undertake no any responsibility of the data provided in the compatibility chart.

APPLICATIONS

- Hydraulic machines
- Boilers & compressors
- Isolation of instruments
- Heat dispenser for gauges, switches & transmitters
- Cooling tower



BASIC MODEL	GC	SP	CLT	SN
DESCRIPTION	Gauge cock Air vent hole for drain Bakelite cover on handle	Siphon Seamless pipes construction Hydrotested	Cooling tower All SS construction 3 Variable designs	Snubber / Pulsating dampner Reduces dampening effect of process media
TYPES	2 Way 3 Way	Coil ("Q" type) Pigtail "U" type	CLT1:Perforated type CLT2:Fin type CLT3:Capillary type	Adjustable needle
TEMPERATURE RATING	180°C	up to 400°C	400°C depend on length	180°C
PRESSURE RATING	70 bar	As per pipe size 3/8"...1/2" and Sch 40/80/160/STD	400 bar	400 bar
INSTRUMENT CONNECTION ²	1/4", 3/8" & 1/2" BSP / NPT (F)	1/4", 3/8" & 1/2" BSP / NPT (M) 1/4", 3/8" & 1/2" BSP / NPT (F) (Welded /Through adaptor /Swivel)	1/4", 3/8" & 1/2" BSP / NPT (F)	1/4", 3/8" & 1/2" BSP / NPT (F)
PROCESS CONNECTION ²	1/4", 3/8" & 1/2" BSP / NPT (F) 1/4", 3/8" & 1/2" BSP / NPT (M)	1/4", 3/8" & 1/2" BSP / NPT (M) Plain / welded end	1/4", 3/8" & 1/2" BSP / NPT (M)	1/4", 3/8" & 1/2" BSP / NPT (M)
WETTED PARTS ¹	AISI 316 SS AISI 304 SS	AISI 304 SS AISI 316 SS AISI 316L SS ASTM A 105 (C.S.)	AISI 304 SS AISI 316 SS AISI 316L SS	AISI 304 SS AISI 316 SS AISI 316L SS
OPTIONAL EXTRAS	Oxygen Service Without vent hole	IBR certificate Oxygen Service	Female connections through adaptors	Oxygen Service

Notes 1. Optional, charges extra, contact factory for details.
2. Other connections & sizes are available, charges extra, contact factory for details.

APPLICATIONS

- For gauges, switches & transmitters
- Pulsation dampener
- Over-pressure protection
- Hydraulic machines






BASIC MODEL	GS	NV1	NV2	BV
SPECIAL FEATURES	Gauge saver Adjustable ranges (field) Diaphragm & Piston operated Overpressure up to 400 bar	Needle valve 1 inlet & 1 outlet Back seating to prevent stem blow out Isolation / flow control	Needle valve 1 inlet & 1 outlet with vent plugs Back seating to prevent stem blow out Block & bleed valve	Ball valve Blow-out proof stem perfect shutoff even after long use
TYPES	Diaphragm (0.6 bar...1.6 bar) Piston (2 bar to 400 bar)	Hard seated	Hard seated	One piece ball stem
MATERIAL OF CONSTRUCTION	AISI 304 SS / AISI 316 SS AISI 316L SS	AISI 304 SS / AISI 316 SS AISI 316L SS	AISI 304 SS / AISI 316 SS AISI 316L SS	AISI 304 SS / AISI 316 SS AISI 316L SS
MOUNTING	Vertical in-line	In-line / direct	In-line / direct	In-line / direct
TEMPERATURE RATING	180°C	240°C	240°C	120°C
PRESSURE RATING	600 bar	400 bar, 700 bar & 1000 bar	400 bar	70 bar
INSTRUMENT CONNECTION ²	1/4" ,3/8" & 1/2" BSP / NPT (F)	1/4" ,3/8" & 1/2" BSP / NPT (F)	1/4" ,3/8" & 1/2" BSP / NPT (F)	1/4" ,3/8" & 1/2" BSP / NPT (F)
PROCESS CONNECTION ²	1/4" ,3/8" & 1/2" BSP / NPT (M)	1/4" ,3/8" & 1/2" BSP / NPT (F) 1/4" ,3/8" & 1/2" BSP / NPT (M)	1/4" ,3/8" & 1/2" BSP / NPT (F) 1/4" ,3/8" & 1/2" BSP / NPT (M)	1/4" ,3/8" & 1/2" BSP / NPT (F)
WETTED PARTS ¹	AISI 304 SS / AISI 316 SS AISI 316L SS	AISI 304 SS / AISI 316 SS AISI 316L SS	AISI 304 SS / AISI 316 SS AISI 316L SS	AISI 304 SS AISI 316 SS Stem packing: PTFE / Grafoil
OPTIONAL EXTRAS	Oxygen Service	Oxygen Service	Oxygen Service	-

APPLICATIONS

- Liquid & gas services
- High pressure line shut off
- Isolation & drain / vent services
- For mounting pressure instruments
- Isolation & venting of DP type transmitters



TYPES	2 VALVE MANIFOLD	3 VALVE MANIFOLD	5 VALVE MANIFOLD	TYPE OF MANIFOLD
SPECIAL FEATURES	1 Isolate & 1 Vent valves	2 Isolate & 1 Equalize valves with vent plugs	2 Isolate, 1 Equalize & 2 Vent valves with drain plugs	R TYPE (Pipe to Pipe)
MODEL / MOUNTING TYPE	2VMR : Pipe to Pipe 2VMT : Flange to Pipe	3VMR : Pipe to Pipe 3VMT : Flange to Pipe 3VMH : Flange to Flange	5VMR : Pipe to Pipe 5VMT : Flange to Pipe 5VMH : Flange to Flange	
NEEDLE TYPE	Hard seated	Hard seated	Hard seated	T TYPE (Flange to Pipe)
MATERIAL OF CONSTRUCTION ¹	AISI 316 SS AISI 304 SS / AISI 316L SS	AISI 316 SS AISI 304 SS / AISI 316L SS	AISI 316 SS AISI 304 SS / AISI 316L SS	
TEMPERATURE RATING	240°C	240°C	240°C	H TYPE (Flange to Flange)
PRESSURE RATING	6000 psi	6000 psi	6000 psi	
CONNECTION SIZES	1/4" ... 1/2"	1/4" ... 1/2"	1/4" ... 1/2"	
THREAD TYPES ²	NPT (ANSI B 1.20.1) BSP (BS 2279, ISO 228/1) BSPT (BS 21, ISO 7/1)	NPT (ANSI B 1.20.1) BSP (BS 2279, ISO 228/1) BSPT (BS 21, ISO 7/1)	NPT (ANSI B 1.20.1) BSP (BS 2279, ISO 228/1) BSPT (BS 21, ISO 7/1)	
CONNECTIONS (Instrument x Process)	Female x Female Female x Flange	Female x Female Female x Flange Flange x Flange	Female x Female Female x Flange Flange x Flange	
STEM PACKING	PTFE Grafoil	PTFE Grafoil	PTFE Grafoil	
OPTIONAL EXTRAS	Oxygen service Mounting brackets	Oxygen service Mounting brackets	Oxygen service Mounting brackets	

APPLICATIONS

- Power & Utilities
- Oil & gas application
- Chemical & petrochemical
- Water, waste-water treatment
- Bearing temperature measurement



BASIC MODEL	RTD01	RTD02	RTD03	RTD04
DESCRIPTION	RTD sensor Fixed connection Mineral insulated Exchangeable insert Spring loaded design	RTD sensor Adjustable connection Mineral insulated Exchangeable insert Spring loaded design	RTD sensor nipple extension Mineral insulated Exchangeable insert Spring loaded design	RTD sensor N-U-N extension Mineral insulated Exchangeable insert Spring loaded design
CONNECTION TYPE	Fixed	Adjustable	Nipple	Nipple-Union-Nipple
SENSOR ² (Simplex/Duplex)	Pt-100 Pt-500, Pt-1000	Pt-100 Pt-500, Pt-1000	Pt-100 Pt-500, Pt-1000	Pt-100 Pt-500, Pt-1000
RANGE ²	-200°C up to 400°C -200°C up to 600°C	-200°C up to 400°C -200°C up to 600°C	-200°C up to 400°C -200°C up to 600°C	-200°C up to 400°C -200°C up to 600°C
ACCURACY ²	Class B Class A	Class B Class A	Class B Class A	Class B Class A
SHEATH DIAMETER	6 mm / 6.35 mm (1/4") 3 mm to 12 mm	6 mm / 6.35 mm (1/4") 3 mm to 12 mm	6 mm / 6.35 mm (1/4") 3 mm to 8 mm	6 mm / 6.35 mm (1/4") 3 mm to 8 mm
SHEATH MATERIAL ²	AISI 304 SS / AISI 316 SS AISI 316L SS / AISI 316Ti SS	AISI 304 SS / AISI 316 SS AISI 316L SS / AISI 316Ti SS	AISI 316 SS AISI 316L SS / AISI 316Ti SS	AISI 316 SS AISI 316L SS / AISI 316Ti SS
ENCLOSURE PROTECTION ²	IP 65 / 67 / 68 ABS Plastic Flameproof / Ex-proof	IP 65 / 67 / 67 ABS Plastic Flameproof / Ex-proof	IP 65 IP 67 / IP 68 Flameproof / Ex-proof	IP 65 IP 67 / IP 68 Flameproof / Ex-proof
ENCLOSURE MATERIAL ²	Die-cast aluminum AISI 304 SS AISI 316 SS	Die-cast aluminum AISI 304 SS AISI 316 SS	Die-cast aluminum AISI 304 SS AISI 316 SS	Die-cast aluminum AISI 304 SS AISI 316 SS
PROCESS CONNECTION ³	1/4" BSP (M) / 1/4" NPT (M) ⁴ 3/8" BSP (M) / 3/8" NPT (M) 1/2" BSP (M) / 1/2" NPT (M)	1/4" BSP (M) / 1/4" NPT (M) ⁴ 3/8" BSP (M) / 3/8" NPT (M) 1/2" BSP (M) / 1/2" NPT (M)	1/2" BSP (M) 1/2" NPT (M)	1/2" BSP (M) 1/2" NPT (M)
REFERENCE STANDARD	IEC 751 / DIN 43760	IEC 751 / DIN 43760	IEC 751 / DIN 43760	IEC 751 / DIN 43760
APPROVAL	CE Certified	CE Certified	CE Certified	CE Certified
OPTIONAL EXTRAS	Various cable glands Transmitter 4...20mA output Various Compensating cables	Various cable glands Transmitter 4...20mA output Various Compensating cables	Various cable glands Transmitter 4...20mA output Various Compensating cables	Various cable glands Transmitter 4...20mA output Various Compensating cables

Refer pages 28...29 for Thermowells.

- Notes**
1. With simplex element only.
 2. Optional, charges extra, contact factory for details.
 3. Other connections & sizes are available, charges extra, contact factory for details.
 4. Applicable for 3 mm & 6 mm sheath diameters.
 5. Minimum sensing length = 30 mm.

RTD tolerance chart

Temperature °C	Resistance Value Ω	Tolerance DIN-IEC-751	
		Class A °C (Ω)	Class B °C (Ω)
-200	18.52	±0.55-(±0.24)	±1.3-(±0.56)
-100	60.26	±0.35-(±0.14)	±0.8-(±0.32)
0	100.00	±0.15-(±0.06)	±0.3-(±0.12)
100	138.51	±0.35-(±0.13)	±0.8-(±0.30)
200	175.86	±0.55-(±0.20)	±1.3-(±0.48)
300	212.05	±0.75-(±0.27)	±1.8-(±0.64)
400	247.09	±0.95-(±0.33)	±2.3-(±0.79)
500	280.98	±1.15-(±0.38)	±2.8-(±0.93)
600	313.71	±1.35-(±0.43)	±3.3-(±1.06)
650	329.64	±1.45-(±0.46)	±3.6-(±1.13)

APPLICATIONS

- Nuclear applications
- Autoclave applications
- Steel & Power applications
- Power & utility applications
- Pharmaceutical applications
- Turbines / Bearing Temperature



BASIC MODEL	RTD05	RTD06	RTD07	RTD08
DESCRIPTION	RTD sensor Transition joint type Mineral insulated Crimp-on-pot sealed ISO threaded pot Adjustable / fixed connection	RTD sensor Plug & Jack Conn. Mineral insulated OMEGA / LIMO connectors Simplex configuration Adjustable connection	RTD sensor spring loaded Mineral insulated Ceramic block with Ni-plated / Silver plated terminals	RTD sensor Flexible Cable Various designs of Hot ends Bearing temperature RTD
COLD END TERMINATION	Compensating cable	Plug & Jack	Spring loaded terminal block	Compensating cable
SENSOR ² (Simplex/Duplex)	Pt-100 Pt-500, Pt-1000	Pt-100 Pt-500, Pt-1000	Pt-100 Pt-500, Pt-1000	Pt-100 Pt-500, Pt-1000
RANGE ²	-200°C up to 400°C -200°C up to 600°C	-200°C up to 400°C -200°C up to 600°C	-200°C up to 400°C -200°C up to 600°C	-200°C up to 400°C
ACCURACY ²	Class B Class A	Class B Class A	Class B Class A	Class B Class A
SHEATH DIAMETER	6 mm / 6.35 mm (1/4") 3 mm/3.2 mm ¹ to 10 mm	6 mm / 6.35 mm (1/4") 3 mm, 8 mm	6 mm / 6.35 mm (1/4") 3 mm ¹ , 8 mm	3 mm/3.2 mm ¹ 6 mm / 6.35 mm (1/4")
SHEATH MATERIAL ²	AISI 304 SS / AISI 316 SS AISI 316L SS / AISI 316Ti SS	AISI 304 SS / AISI 316 SS AISI 316L SS / AISI 316Ti SS	AISI 304 SS / AISI 316 SS AISI 316L SS / AISI 316Ti SS	AISI 304 SS / AISI 316 SS AISI 316L SS
PROCESS CONNECTION ³	1/4" BSP (M) / 1/4" NPT (M) ⁴ 3/8" BSP (M) / 3/8" NPT (M) 1/2" BSP (M) / 1/2" NPT (M)	1/4" BSP (M) / 1/4" NPT (M) ⁴ 3/8" BSP (M) / 3/8" NPT (M) 1/2" BSP (M) / 1/2" NPT (M)	-	-
REFERENCE STANDARD	IEC 751 / DIN 43760	IEC 751 / DIN 43760	IEC 751 / DIN 43760	IEC 751 / DIN 43760
OPTIONAL EXTRAS	PTFE/PTFE cables PTFE/PTFE/SS braided cables PTFE/SS/PTFE braided cables PTFE/PTFE/Silicon cables	Various types of connectors Female connector with various types of compensating cables	Terminal block PCD 33 mm Terminal block PCD 46 mm Transmitter 4...20mA output	PTFE/PTFE cables PTFE/PTFE/SS braided cables FG/FG/SS braided cables PTFE/PTFE/Silicon cables

Refer pages 28...29 for Thermowells.

- Notes**
1. With simplex element only.
 2. Optional, charges extra, contact factory for details.
 3. Other connections & sizes are available, charges extra, contact factory for details.

4. Applicable for 3 mm & 6 mm sheath diameters.
5. Minimum sensing length = 30 mm.

APPLICATIONS

- Cement Industries
- Air & flue gas applications
- Steel & Power applications
- Refinery & Petrochemicals Plants
- Pharmaceutical, Food & Beverages
- Stator winding of motors & generators
- Surface measurement in refractory vessels



BASIC MODEL	RTD09	RTD10	RTD11	RTD12
DESCRIPTION	RTD sensor Weld-Pad conn. Mineral insulated Exchangeable insert Spring loaded design	RTD sensor Threaded / flanged connection Mineral insulated element Spring loaded design Fixed / adjustable connection	RTD sensor Tri-clover connection Mineral insulated Exchangeable insert Spring loaded design	RTD sensor Rectangular, flat & laminated Electrically shielded sensor High dielectric constant
CONNECTION TYPE	Weld-pad	Threaded / Flanged	Sanitary (Triclover)	-
SENSOR ² (Simplex/Duplex)	Pt-100 Pt-500, Pt-1000	Pt-100 Pt-500, Pt-1000	Pt-100 Pt-500, Pt-1000	Pt-100 Pt-500, Pt-1000
RANGE ²	-200°C up to 400°C -200°C up to 600°C	-200°C up to 400°C -200°C up to 600°C	-200°C up to 400°C -200°C up to 600°C	-200°C up to 400°C -200°C up to 600°C
ACCURACY ²	Class B Class A	Class B Class A	Class B Class A	Class B Class A
SHEATH DIAMETER	6 mm / 6.35 mm (1/4") 8 mm	6 mm / 6.35 mm (1/4") 3 mm ¹ , 8 mm	6 mm / 6.35 mm (1/4") 3 mm ¹ , 8 mm	7 x 50 x 1.5 mm (Min) 25 x 450 x 3.5 mm (Max) Fiber Glass
SHEATH MATERIAL (WELD PAD)	AISI 316 SS AISI 316L SS	AISI 316 SS AISI 316L SS	AISI 316 SS AISI 316L SS	Fiber Glass
ENCLOSURE PROTECTION	IP 65 IP 67 / IP 68 Flameproof / Ex-proof	IP 65 IP 67 / IP 68 Flameproof / Ex-proof	IP 65 IP 67 / IP 68 Flameproof / Ex-proof	IP 65
ENCLOSURE MATERIAL ²	Die-cast aluminum AISI 304 SS AISI 316 SS	Die-cast aluminum AISI 304 SS AISI 316 SS	Die-cast aluminum AISI 304 SS AISI 316 SS	-
PROCESS CONNECTION ³	Weld Pad (25 x 25 x 50) Weld Pad (25 x 25 x 100) Weld Pad (50 x 50 x 100)	1/2" BSP / NPT (M) 3/4" BSP / NPT (M) 1 1/2" RF 150# ANSI B16.5	1.5" 1" 2"	-
PROTECTION TUBE ²	-	Various Sizes	-	-
REFERENCE STANDARD	IEC 751 / DIN 43760	IEC 751 / DIN 43760	IEC 751 / DIN 43760	IEC 751 / DIN 43760
APPROVAL	CE certified	CE certified	CE certified	-
OPTIONAL EXTRAS	Surface / Bracket mounting 2" Yoke/ Pipe mounting Various cable glands Transmitter 4...20mA output Various compensating cables	Various cable glands Transmitter 4...20mA output Various compensating cables	Various cable glands Transmitter 4...20mA output Various compensating cables Electro-plating Tri-clamp with Gasket Bottom mating part	PTFE/PTFE cables PTFE/PTFE/Silicon cables

Refer pages 28...29 for Thermowells.

- Notes**
1. With simplex element only.
 2. Optional, charges extra, contact factory for details.
 3. Other connections & sizes are available, charges extra, contact factory for details.

APPLICATIONS

- Power & Utilities
- Oil & gas application
- Chemical & petrochemical
- Water, waste-water treatment
- Bearing temperature measurement



BASIC MODEL	TC01	TC02	TC03	TC04
DESCRIPTION	Thermocouple sensor Fixed Mineral insulated Exchangeable insert Spring loaded design	Thermocouple sensor Adjustable Mineral insulated Exchangeable insert Spring loaded design	Thermocouple sensor Nipple Mineral insulated Exchangeable insert Spring loaded design	Thermocouple sensor N-U-N Mineral insulated Exchangeable insert Spring loaded design
CONNECTION TYPE	Fixed	Adjustable	Nipple	Nipple-Union-Nipple
SENSOR ² (Simplex/Duplex)	K J, E, T, N, R, S, B	K J, E, T, N, R, S, B	K J, E, T, N, R, S, B	K J, E, T, N, R, S, B
ACCURACY ²	Standard Special	Standard Special	Standard Special	Standard Special
HOT END TERMINATION	Ungrounded Grounded	Ungrounded Grounded	Ungrounded Grounded	Ungrounded Grounded
SHEATH DIAMETER	6 mm / 6.35 mm (1/4") 3 mm, 4.8 mm, 8 mm 12.7 mm, 15mm, 19mm & 21.3 mm	6 mm / 6.35 mm (1/4") 3 mm, 4.8 mm, 8 mm & 12.7 mm (1/2")	6 mm / 6.35 mm (1/4") 3 mm, 4.8 mm, 8 mm & 12.7 mm (1/2")	6 mm / 6.35 mm (1/4") 3 mm, 4.8 mm, 8 mm & 12.7 mm (1/2")
SHEATH MATERIAL ²	AISI 316 SS AISI 310 SS Inconel 600 / Inconel 800	AISI 316 SS AISI 310 SS Inconel 600 / Inconel 800	AISI 316 SS AISI 310 SS Inconel 600 / Inconel 800	AISI 316 SS AISI 310 SS Inconel 600 / Inconel 800
ENCLOSURE PROTECTION ²	IP 65 IP 67 / IP 68 Flameproof & Ex-proof	IP 65 IP 67 / IP 68 Flameproof & Ex-proof	IP 65 IP 67 / IP 68 Flameproof & Ex-proof	IP 65 IP 67 / IP 68 Flameproof & Ex-proof
ENCLOSURE MATERIAL ²	Die-cast aluminum AISI 304 SS AISI 316 SS	Die-cast aluminum AISI 304 SS AISI 316 SS	Die-cast aluminum AISI 304 SS AISI 316 SS	Die-cast aluminum AISI 304 SS AISI 316 SS
PROCESS CONNECTION ³	3/8" BSP (M) / NPT (M) 1/2" BSP (M) / NPT (M) 3/4" BSP (M) / NPT (M)	1/4" BSP (M) / NPT(M) ⁴ 3/8" BSP (M) / NPT(M) 1/2" BSP (M) / NPT(M)	1/2" BSP (M) 1/2" NPT (M)	1/2" BSP (M) 1/2" NPT (M)
REFERENCE STANDARD	IEC 548.2 / ANSI MC 96.1	IEC 548.2 / ANSI MC 96.1	IEC 548.2 / ANSI MC 96.1	IEC 548.2 / ANSI MC 96.1
APPROVAL	CE certified	CE certified	CE certified	CE certified
OPTIONAL EXTRAS	Various cable glands Transmitter 4...20mA output Various Extension cables	Various cable glands Transmitter 4...20mA output Various Extension cables	Various cable glands Transmitter 4...20mA output Various Extension cables	Various cable glands Transmitter 4...20mA output Various Extension cables

Refer pages 28...29 for Thermowells.

- Notes**
1. Check guidance chart before selecting the element type.
 2. Optional, charges extra, contact factory for details.
 3. Other connections & sizes are available, charges extra, contact factory for details.
 4. Applicable for 3 mm, 4.8 mm & 6 mm sheath diameters.

APPLICATIONS

- Plastic Industries
- Reactor application
- Moulding Machines
- Aero-space application
- Pharmaceutical applications
- Water, waste-water treatment
- Spares / replacement assembly
- Steel, Power & Nuclear applications



BASIC MODEL	TC05	TC06	TC07	TC08
DESCRIPTION	Thermocouple sensor Bare Conductor termination Mineral insulated High temperature application	Thermocouple sensor Transition Mineral insulated Crimp-on-pot sealed ISO threaded pot Adjustable / fixed connection	Thermocouple sensor Plug & Jack Connection Mineral insulated OMEGA / LEMO connectors Simplex configuration	Thermocouple sensor Spring Loaded Design Mineral insulated Ceramic block with Ni-plated / Silver plated terminals
COLD END TERMINATION	Bare conductors	Extension cable	Plug & Jack	Spring loaded terminal block
SENSOR ² (Simplex/Duplex)	K J, E, T, N	K J, E, T, N	K J, E, T, N	K J, E, T, N
ACCURACY ²	Standard Special	Standard Special	Standard Special	Standard Special
HOT END TERMINATION	Ungrounded Grounded	Ungrounded Grounded	Ungrounded Grounded	Ungrounded Grounded
SHEATH DIAMETER	6 mm / 6.35 mm (1/4") 3 mm, 4.8 mm, 8 mm & 12.7 mm (1/2")	6 mm / 6.35 mm (1/4") 3 mm, 4.8 mm, 8 mm & 12.7 mm (1/2")	3 mm 1 mm, 1.5 mm, 5 mm, 6mm, 8mm	6 mm / 6.35 mm (1/4") 3 mm, 4.8 mm, 8 mm & 12.7 mm (1/2")
SHEATH MATERIAL ²	AISI 316 SS AISI 310 SS Inconel 600 / Inconel 800	AISI 316 SS AISI 310 SS Inconel 600 / Inconel 800	AISI 316 SS AISI 310 SS Inconel 600 / Inconel 800	AISI 316 SS AISI 310 SS Inconel 600 / Inconel 800
PROCESS CONNECTION ³	-	1/4" BSP (M) / NPT (M) ⁴ 3/8" BSP (M) / NPT (M) 1/2" BSP (M) / NPT (M)	1/4" BSP (M) / NPT (M) ⁴ 3/8" BSP (M) / NPT (M) 1/2" BSP (M) / NPT (M)	-
REFERENCE STANDARD	IEC 548.2 / ANSI MC 96.1	IEC 548.2 / ANSI MC 96.1	IEC 548.2 / ANSI MC 96.1	IEC 548.2 / ANSI MC 96.1
OPTIONAL EXTRAS	Ceramic Terminal Block	PTFE/PTFE cables PTFE/PTFE/SS braided cables FG/FG/SS braided cables	Various types of connectors Female connector with various types of Extension cables	Terminal block PCD 33 mm Terminal block PCD 46 mm Transmitter 4...20mA output

Refer pages 28...29 for Thermowells.

- Notes**
1. Check guidance chart before selecting the element type.
 2. Optional, charges extra, contact factory for details.
 3. Other connections & sizes are available, charges extra, contact factory for details.
 4. Applicable for 3 mm, 4.8 mm & 6 mm sheath diameters.

APPLICATIONS

- Textile Industries
- Clean room validation
- Blow moulding machine
- Limit space applications
- Injection moulding machine
- Trust plates & motor winding
- Plastic & packing industries
- Spares / replacement assembly



BASIC MODEL	TC09	TC10	TC11	TC12
DESCRIPTION	Thermocouple sensor Economical Version Beaded Element	Thermocouple sensor Bayonet Fitting Spring loaded design Flexible Cable	Thermocouple sensor Flexible Fast response time With spring loaded mounting and retaining thrust washer	Thermocouple Spring Loaded Provide with SS Base plate for mounting the temperature Transmitter
COLD END TERMINATION SENSOR ² (Simplex/Duplex)	Ceramic terminal block K J, E, T, N, R, S, B	Extension cable J K	Extension cable K T	SS base plate K J, E, T, N, R, S, B
ACCURACY ²	Standard Special	Standard Special	Standard Special	Standard Special
HOT END TERMINATION	Exposed	Grounded / Ungrounded	Ungrounded Grounded	Ungrounded Grounded
SHEATH DIAMETER ²	12 mm 8 mm	6 mm / 6.35 mm (1/4") 3 mm, 4.8 mm, 8 mm & 12.7 mm (1/2")	3 mm 6mm, 8 mm	6 mm / 6.35 mm (1/4") 3 mm, 4.8 mm, 8 mm & 12.7 mm (1/2")
SHEATH MATERIAL ²	Ceramic Insulators (KER610 / KER710)	AISI 316 SS	AISI 316 SS	AISI 316 SS AISI 316L SS Inconel 600 / Inconel 800
PROCESS CONNECTION ³	-	In various assemblies	-	-
REFERENCE STANDARD	IEC 548.2 / ANSI MC 96.1	IEC 548.2 / ANSI MC 96.1	IEC 548.2 / ANSI MC 96.1	IEC 548.2 / ANSI MC 96.1
OPTIONAL EXTRAS	Terminal head	PTFE/PTFE cables PTFE/PTFE/SS braided cables FG/FG/SS braided cables	PTFE/PTFE cables PTFE/PTFE/SS braided cables FG/FG/SS braided cables	Transmitter 4...20mA output

APPLICATIONS

- Air & flue gas applications
- Steel & Power applications
- Glass & Cement Industries
- Refinery & Petrochemicals Plants
- Pharmaceutical, Food & Beverages
- Stator winding of motors & generators
- Surface measurement in refractory vessels
- Skin temperature measurement of Heater Tube



BASIC MODEL	TC13	TC14	TC15	TC16
SPECIAL FEATURES	Thermocouple sensor Ceramic Insulator Single / Double protecting tube Exchangeable insert KER710 / KER610 Adjustable / Fixed Flange	Thermocouple sensor Ceramic Insulator Single / Double protecting tube Exchangeable insert KER710 Material Adjustable / Fixed Connection	Thermocouple sensor Weld-Pad connection Mineral insulated Exchangeable insert Spring loaded design	Thermocouple sensor Protecting Tube Mineral insulated element Beaded type element Spring loaded design Fixed / adjustable connection
CONNECTION TYPE	Flanged	Threaded	Weld-pad	Threaded / Flanged
SENSOR ² (Simplex/Duplex)	R K, N, S, B	R K, N, S, B	K J, E, T, N	K J, E, T, N, R, S, B
ACCURACY ²	Standard Special	Standard Special	Standard Special	Standard Special
HOT END TERMINATION	Ungrounded Grounded	Ungrounded Grounded	Ungrounded Grounded	Ungrounded Grounded
SHEATH DIAMETER (Other optional sizes)	26 AWG 25 AWG, 24 AWG	26 AWG 25 AWG, 24 AWG	6 mm / 6.35 mm (1/4") 3 mm, 4.8 mm, 8 mm & 12.7 mm (1/2")	6 mm / 6.35 mm (1/4") 3 mm, 4.8 mm, 8 mm, 12.7 mm 15 mm, 19 mm & 21.3 mm
SHEATH MATERIAL ² (WELD PAD)	Ceramic (KER610 / KER710)	Ceramic (KER610 / KER710)	AISI 316 SS AISI 310 SS Inconel 600 / Inconel 800	AISI 316 SS AISI 310 SS Inconel 600 / Inconel 800
ENCLOSURE PROTECTION ²	IP 65 IP 67 / IP 68 Flameproof & Ex-proof	IP 65 IP 67 / IP 68 Flameproof & Ex-proof	IP 65 IP 67 / IP 68 Flameproof & Ex-proof	IP 65 IP 67 / IP 68 Flameproof & Ex-proof
ENCLOSURE MATERIAL ²	Die-cast aluminum AISI 304 SS AISI 316 SS	Die-cast aluminum AISI 304 SS AISI 316 SS	Die-cast aluminum AISI 304 SS AISI 316 SS	Die-cast aluminum AISI 304 SS AISI 316 SS
PROCESS CONNECTION ³	1/2" ... 4" flange to ANSI B16.5 Rating 150# ... 2500#	3/4" NPT (M) ... 1" NPT (M) 3/4" BSP (M) ... 1" BSP (M)	Weld Pad (25 x 25 x 50) Weld Pad (25 x 25 x 100) Weld Pad (50 x 50 x 100)	3/4" NPT (M) ... 1" NPT (M) 1/2" ... 4" flange to ANSI B16.5 Rating 150# ... 2500#
PROTECTION TUBE ²	Φ12 x 2 mm + Φ20 x 2.5 mm Φ15 x 2.5 mm + Φ24 x 3 mm (INNER + OUTER)	Φ12 x 2 mm + Φ20 x 2.5 mm Φ15 x 2.5 mm + Φ24 x 3 mm (INNER + OUTER)	-	3/8" Sch 40 ... 3/4" Sch 80
REFERENCE STANDARD APPROVAL	IEC 548.2 / ANSI MC 96.1 CE certified	IEC 548.2 / ANSI MC 96.1 CE certified	IEC 548.2 / ANSI MC 96.1 CE certified	IEC 548.2 / ANSI MC 96.1 CE certified
OPTIONAL EXTRAS	Various cable glands Transmitter 4...20mA output Various Extension cables Protection tube in Kanthal / Silicon carbide / Silicon nitrate bonded	Various cable glands Transmitter 4...20mA output Various Extension cables Protection tube in Kanthal / Silicon carbide / Silicon nitrate bonded	Surface / Bracket mounting 2" Yoke/ Pipe mounting Various cable glands Transmitter 4...20mA output Various Extension cables	Various cable glands Transmitter 4...20mA output Various Extension cables Protection tubes coated with Tungsten carbide / Stellite / Ceramic

Refer pages 28...29 for Thermowells.

- Notes**
1. Check guidance chart before selecting the element type.
 2. Optional, charges extra, contact factory for details.
 3. Other connections & sizes are available, charges extra, contact factory for details.

APPLICATIONS

- Air & flue gas
- Tanks & vessels
- Oil & Gas applications
- Corrosive environments
- Power & Steel industries
- HVAC, Air filters & utilities
- On-shore/Off-shore application



BASIC MODEL	TW 3	TW 1	TW 2	TW 5
DESCRIPTION	Fabricated Thermowell	Solid bar-stock Thermowell	Fabricated Thermowell	Solid bar-stock Thermowell
CONNECTION TYPE	Threaded	Threaded	Flanged	Flanged
SHANK FORM	Straight	Straight Straight reduced tip Partial taper Full taper	Straight	Straight Straight reduced tip Partial taper Full taper
MATERIAL OF CONSTRUCTION ¹	SS 304 / 310 / 316 / 316L	SS 304 / 310 / 316 / 316L / 446 Inconel 600 / 800 / 625 / 825 Monel, Hastelloy C, Titanium Alloy 20, ASTM A105	SS 304 / 310 / 316 / 316L	SS 304 / 310 / 316 / 316L / 446 Inconel 600 / 800 / 625 / 825 Monel, Hastelloy C, Titanium Alloy 20, ASTM A105
INSTRUMENT CONNECTION	3/8" NPT (F)...2" NPT (F) 3/8" BSP (F)...2" BSP (F)	3/8" NPT (F)...2" NPT (F) 3/8" BSP (F)...2" BSP (F)	1/2" NPT (F)...1" NPT (F) 1/2" BSP (F)...1" BSP (F)	1/2" NPT (F)...1" NPT (F) 1/2" BSP (F)...1" BSP (F)
PROCESS CONNECTION ²	3/8" NPT (M)...2" NPT (M) 3/8" BSP (M)...2" BSP (M)	3/8" NPT (M)...2" NPT (M) 3/8" BSP (M)...2" BSP (M)	1 1/2"...4" flange to ANSI B16.5 Rating 150#...2500#	1 1/2"...4" flange to ANSI B16.5 Rating 150#...2500#
BORE SIZES ¹	7x10 mm, 7x12 mm, 9x14 mm 10x12 mm, 12x14 mm 12x16 mm Or pipe 1/8"...1/2", Sch 40...160	6.6 mm / 7 mm 9 mm, 9.6 mm, 11 mm & 13 mm	1/8"...1/2", Sch 40...160	6.6 mm / 7 mm 9 mm, 9.6 mm, 11 mm & 13 mm
HEAD TYPE	Hex	Hex	Round	Round
EXTENSION LENGTH ³	45 mm	50 mm	50 mm	50 mm
INSERTION LENGTH ³ (Below thread/flange)	Up to 1000 mm	1000 mm (Max.) 300 mm (Max. for hex type)	Up to 1000 mm	1000 mm (Max.)
OPTIONAL EXTRAS	-	Wake Frequency Calculation Plug & chain in AISI 304 SS	Plug & chain in AISI 304 SS Shank lining & coating Sleeve on shank & flange RF	Shank lining & coating Overlay of flange RF Sleeve on shank & flange RF Wake Frequency Calculation

- Notes**
1. Check guidance chart before selecting the element type.
 2. Other connections & sizes are available, charges extra, contact factory for details.
 3. Optional, charges extra, contact factory for details.

APPLICATIONS

- Food & beverages
- Oil & Gas applications
- Corrosive environments
- Power & Steel industries
- Sterile process industries
- On-shore/Off-shore application
- Biochemical & pharmaceutical Industries



BASIC MODEL	TW 6	TW 4	TW 7	TW 8
DESCRIPTION	Van-stone design Thermowell Single piece forged drilled	Sanitary design Thermowell Solid bar-stock drilled	Weld-in / Socket-weld Thermowell Solid bar-stock drilled	Partial bar-stock Thermowell Flanged process connection
CONNECTION TYPE	Flange RF	Sanitary, Triclover	Weld-in / Socket-weld	Flanged
SHANK FORM	Straight Straight reduced tip Partial taper Full taper	Straight Straight reduced tip Partial taper Full taper	Straight Straight reduced tip Partial taper Full taper	Straight Straight reduced tip Partial taper
MATERIAL OF CONSTRUCTION ¹	AISI 316 SS / AISI 316L SS Inconel 600 / Inconel 625 Monel 400 / Hastelloy C	AISI 316 SS AISI 304 SS AISI 316L SS	AISI 316 SS / AISI 316L SS ASTM F11 / F22 / F91 Inconel 600 / Inconel 625	SS 304 / 310 / 316 / 316L / 446 Inconel 600 / 800 / 625 / 825 Monel, Hastelloy C, Titanium Alloy 20, ASTM A105
INSTRUMENT CONNECTION	1/2" NPT (F) 1/2" BSP (F)	3/8" NPT (F)...3/4" NPT (F) 3/8" BSP (F)...3/4" BSP (F)	1/2" NPT (F)...1" NPT (F) 1/2" BSP (F)...1" BSP (F)	1/2" NPT (F)...1" NPT (F) 1/2" BSP (F)...1" BSP (F)
PROCESS CONNECTION ²	1" ANSI flange RF 1 1/2" ANSI flange RF 2" ANSI flange RF	1 1/2" Sanitary seal 2" Sanitary seal 2 1/2" Sanitary seal	As per customer requirement	1 1/2"...4" flange to ANSI B16.5 Rating 150#...2500#
BORE SIZES ¹	6.6 mm / 7 mm 9 mm, 9.6 mm, 11 mm & 13 mm	6.6 mm / 7 mm 9 mm, 9.6 mm, 11 mm & 13 mm	6.6 mm / 7 mm 9 mm, 9.6 mm, 11 mm & 13 mm	6.6 mm / 7 mm 9 mm, 9.6 mm, 11 mm & 13 mm
HEAD TYPE	Round	Round with spanner slots	Round	Round
EXTENSION LENGTH ³	45 mm	50 mm	50 mm	50 mm
INSERTION LENGTH ³ (Below thread/flange)	1000 mm (Max.)	1000 mm (Max.)	1000 mm (Max.)	Up to 1000 mm
SPECIAL OPTIONS	Electro polishing Wake frequency calculation Cover flange (Lap joint type)	Electro polishing Tri-clamp with Gasket	Plug & chain in AISI 304 SS Wake frequency calculation	Shank lining & coating Overlay of flange RF Sleeve on shank & flange RF

Notes

1. Check guidance chart before selecting the element type.
2. Other connections & sizes are available, charges extra, contact factory for details.
3. Optional, charges extra, contact factory for details.

APPLICATIONS

- Filtration plants
- Food & beverages
- Railways & turbines
- Fertilizers & cement
- Paper & pulp industries
- Chemical & petro-chemical



BASIC MODEL	EDS	EPS	EHS	ETS
SPECIAL FEATURES	Enclosure Protection : IP 67 Fix/Adjustable differential Field adjustable set point with internal/external locking Various types of switch Indicating scale	Differential pressure switch Enclosure Protection : IP 67 Fix/Adjustable differential Field adjustable set point with internal/external locking Various types of switch Indicating scale	Enclosure Protection : IP 67 Fix/Adjustable differential Field adjustable set point with internal/external locking Various types of switch Indicating scale	Temperature Switch Inert gas filled expansion Various type of Microswitches Weatherproof / Ex-proof versions
SENSING ELEMENT ²	Diaphragm, 316 SS Monel / Hastelloy C / Teflon	Diaphragm, 316 SS Monel / Hastelloy C / Teflon	Piston, 316 SS	Sensor bulb, 316 SS
WETTED PARTS ² (Bottom chamber)	316 SS 316L SS / Monel / Teflon Hastelloy C	316 SS 316L SS / Monel / Teflon Hastelloy C	316 SS	316 SS
RANGE ¹	-20mbar...160 bar	5 mbar...25 bar	10...400 bar	5...400°C ³
REPRODUCIBILITY	CL 1.0 CL 0.5 ²	CL 1.0 CL 0.5 ²	CL 2.0	CL 3.0
SWITCH TYPE	Micro switch 1 SPDT / 2 SPDT / DPDT	Micro switch 1 SPDT / 2 SPDT / DPDT	Micro switch 1 SPDT / 2 SPDT / DPDT	Micro switch 1 SPDT / 2 SPDT / DPDT
SWITCH RATING ⁴	General : 15A / 250 VAC or 2A / 24 VDC	General : 15A / 250 VAC or 2A / 24 VDC	General : 15A / 250 VAC or 2A / 24 VDC	General : 15A / 250 VAC or 1A / 24 VDC
ENCLOSURE MATERIAL	Die-cast Aluminum	Die-cast Aluminum	Die-cast Aluminum	Die-cast Aluminum
ENCLOSURE PROTECTION	IP 67	IP 67	IP 67	IP 67
PROCESS CONNECTION ³	1/4" BSP (F)	1/4" BSP (F) x 2 Nos.	1/4" BSP (F)	3/8" BSP (M) ⁵
REFERENCE STANDARD	BS 6134	BS 6134	BS 6134	-
APPROVAL	Type test to BS 6134	Type test to BS 6134	Type test to BS 6134	-
OPTIONAL EXTRAS	Plug in / DIN connector Wall mounting bracket 2" pipe mounting bracket NACE MR0175	SS Cable gland, double compression, weatherproof Brass Cable gland, double compression, weatherproof Plug in / DIN connector Wall mounting bracket 2" pipe mounting bracket NACE MR0175 with Seal	Plug in / DIN connector Wall mounting bracket 2" pipe mounting bracket NACE MR0175 with Seal	Wall mounting bracket 2" pipe mounting bracket

APPLICATIONS

- Pump protection from dry run
- Booster pumps, Fire alarm systems
- Air conditioning systems
- Heat exchangers, Water treatment plants
- Constant monitoring of flow
- Digital read-outs in control panels
- Display for the level, pressure and



BASIC MODEL	FS 101
DESCRIPTION	Water Flow Switch, Rugged Design Easy installation and maintenance Economical version Optional flame-proof version
CONTROL TYPE	Paddle / Flapper
RANGE	1" ... 6" (Applicable line sizes)
STATIC PRESSURE	9.8 bar...19.6 bar
PROCESS PRESSURE	193 psig / 13.5 bar
STORAGE TEMPERATURE	32°F...108°F
PROCESS TEMPERATURE	32°F...250°F
FLUID TEMPERATURE	212°F (max.)
MICROSWITCH	SPDT (1 NO + 1NC)
ELECTRICAL RATING	220VAC, 15A
CONNECTION	1" NPT (M), in Brass
FLAPPER	Stainless Steel
ENCLOSURE	Plastic with Ni-plated assembly base
CONDUIT	1/2" BSP(F)
CABLE GLAND	1/2" BSP(M), Ni-plated brass



BASIC MODEL	TT 213
DESCRIPTION	Head Mounted Temp. Transmitter, Economical, Range adjustable, High load capacity, Linear output
INPUT	Pt-100, T/C - B, E, J, K, N, R, S, & T
RANGE	RTD -200...+850°C & T/C -200...+1820°C
OUTPUT	4...20mA
ACCURACY	+/-0.1% of span
LINEARITY	+/-0.1% of span
TEMPERATURE INFLUENCE	+/-0.6 % of span/25 °C / +/-0.7 % of span/50 °F
POWER SUPPLY	12...40VDC (Standard)
OPERATING TEMPERATURE	-40...+85°C / -40...+185°F
RESPONSE TIME	<= 0.1s
ENCLOSURE	ABS
MOUNTING	DIN B-head or larger (PCD : 33 / 36 mm)
ENCLOSURE RATING	IP 20 / IP 10
SENSOR BREAK	Upscale = 20.5mA
DETECTION (Selectable)	Downscale = 3.9mA
CIRCUIT LIMIT	<=22 Ma

DIGITAL TEMPERATURE GAUGE (Model : DTG)



Display	15mm High 5 Full Digit Seven Segment Customised LCD
Accuracy / Calibration	+/- 0.25% of Full Span / Possible, Password Protected
Wetted PARTs	AISI 316 SS
Connection	1/2" BSP (M) Adjustable Through Full Sensor Length
Enclosure	AISI 304 SS Snap Action Bayonet Type IP 65
Sensor	RTD PT-100 Class A for Range upto 450° & K Type for Range upto 1000°
Sensor Diameter	4 mm / 6mm / 8 mm / 10 mm / 12 mm
Sensor Length	300 mm Standard or As required Upto 10 Meter
Operating Temperature	10°C to 60°C For Enclosure
Instrument Dimensions	4" or 100 mm Dial
Mounting	Direct Bottom, Back, Remote With Cap. Extension, Every Angle
Instrument Weight with battery	650 Grams for Standard Version

APPLICATIONS

- Pump protection from dry run
- Booster pumps, Fire alarm systems
- Air conditioning systems
- Heat exchangers, Water treatment plants
- Constant monitoring of flow
- Digital read-outs in control panels
- All types of Process Industry



LEVEL SWITCHES



Side Mounted Level Switch



Top Mounted Level Switch



Top Mounted Level Switch



Cable Float Switch

BASIC MODEL	LS 101	LS 102	LS 103	LS 304
--------------------	---------------	---------------	---------------	---------------

LEVEL INDICATOR



LG 201



LG 202 / LG 203



LG 204



LG 205

BASIC MODEL	LG 201	LG 202 / LG 203	LG 204	LG 205
--------------------	---------------	------------------------	---------------	---------------

PROCESS INDICATOR

TEMPERATURE CONTROLLER
Fixed Input & Action, Push to Set



PROGRAMMABLE TEMPERATURE CONTROLLER
Double Display / Auto Tune PID



PROGRAMMABLE TEMPERATURE INDICATOR
RS 485 MOD BUS Output



DIGITAL TIME TOTALISER



DIGITAL PRE-SETABLE TIMER
Multi range - Thumbwheel Setting



PROGRAMMABLE TIMER
Universal Range



SCANNER (8 Channel)
With as per RS 485 MOD BUS Connectivity



DIGITAL PROGRAMMABLE COUNTER
Big Display



DIGITAL LENGTH COUNTER



ENERGY METER
3 Phase Panel Meter



CUSTOMER REFERENCE



& many more....



AN ISO 9001:2015 COMPANY | CE APPROVED MANUFACTURER

Unit - 1

Excel Instruments

Plot No. 1602, Phase-2,
G.I.D.C., Chhatral-382729
Ta. Kalol, Dist. Gandhinagar,
Gujarat, INDIA

T +91 2764 233047

E info@excelinstruments.com

W www.excelinstruments.com

Unit - 2

Excel Thermal Instruments
A/5 Fortune Industrial Estate
Opp. Panchratna Estate, Nr. Gangotri
Estate
Vatva-Ramol Over Bridge
RAMOL / AHMEDABAD - 382449

T +91 79 48995469

E excelthermalinst@gmail.com

W www.excelthermal.com

Authorized Distributor

Mobile : 94263 95647 / 9033660978 / 9898414857 / 8780884841